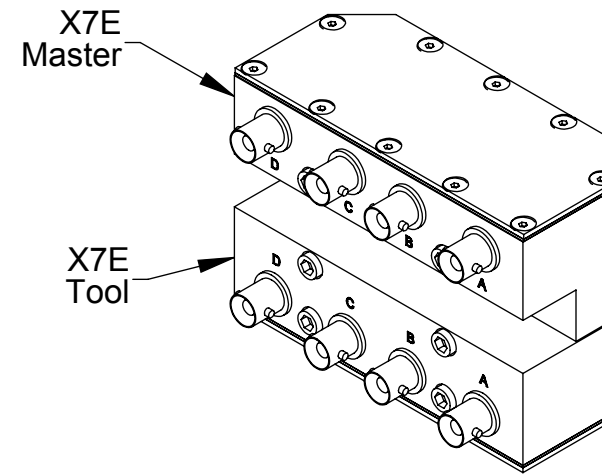
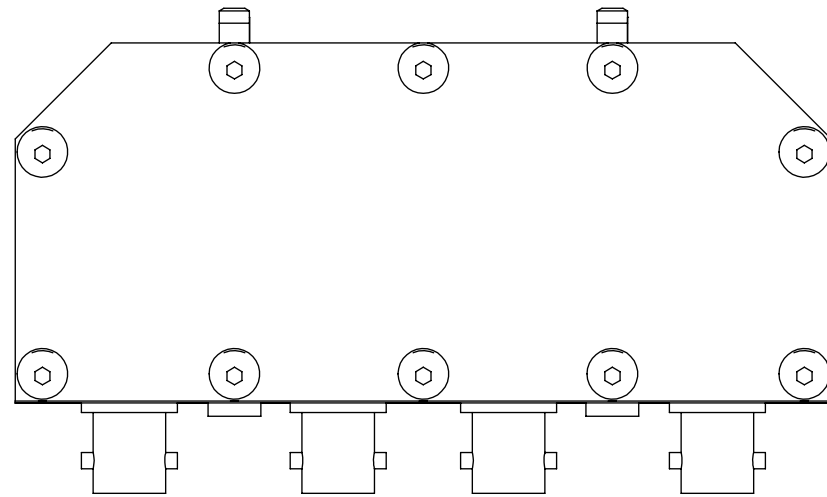


Rev.	Description	Initiator	Date
02	Update Connector Locations	DSS	3/16/2009

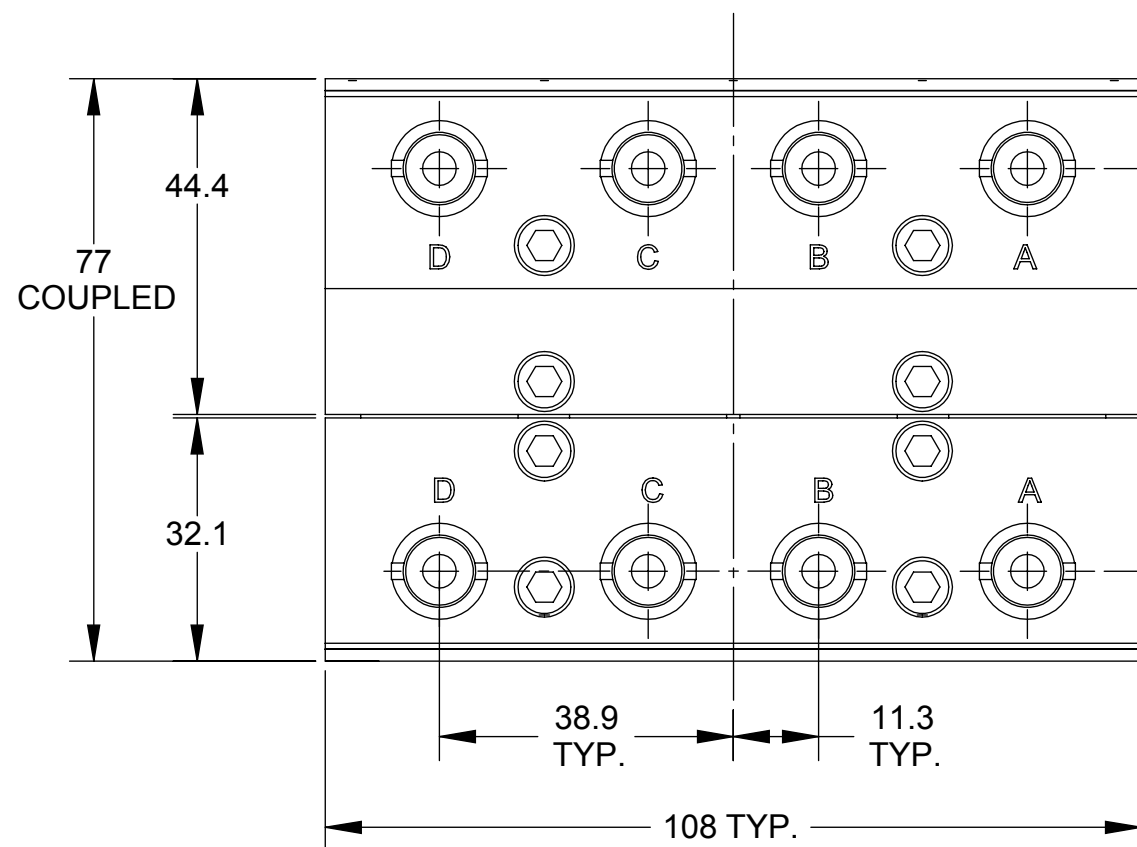


**X7E Wiring Pin-Out**

X7E-M BNC Connector	X7E-T BNC Connector
---------------------------	---------------------------

A-Center-----	A-Center
A-Shell-----	A-Shell
B-Center-----	B-Center
B-Shell-----	B-Shell
C-Center-----	C-Center
C-Shell-----	C-Shell
D-Center-----	D-Center
D-Shell-----	D-Shell

(Straight Thru)

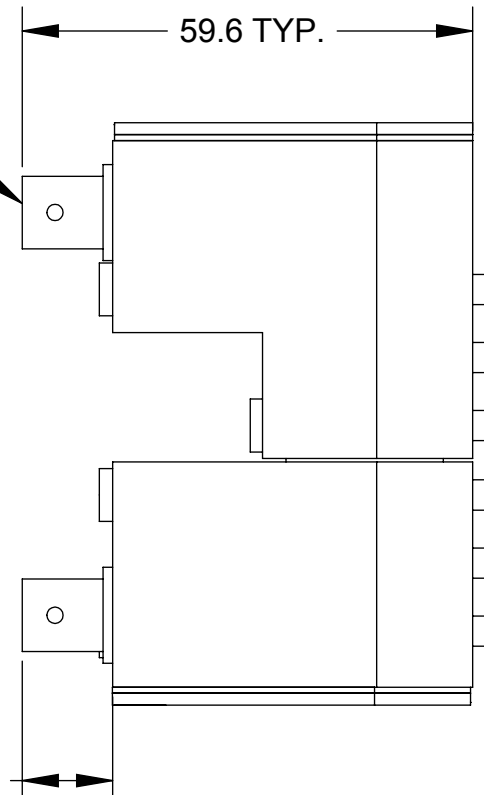


Amphenol 31-10-RFX  
 BNC Connectors  
 (Master & Tool)

32.5 TYP.

20.3 TYP.

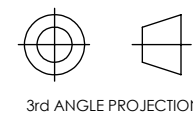
11.9 TYP.



NOTES: UNLESS OTHERWISE SPECIFIED  
 DO NOT SCALE DRAWING. DRAWN IN SOLIDWORKS.  
 ALL DIMENSIONS ARE IN MILLIMETERS.



1031 Goodworth Drive, Apex, NC 27539, USA  
 Tel: +1.919.772.0115 Email: info@ati-ia.com  
 Fax: +1.919.772.8259 www.ati-ia.com  
 ISO 9001 Registered Company



DRAWN BY: D. Swanson 3/9/09		TITLE X7E 4-Position BNC COAX Module	
CHECKED BY: DKL/DTM 3/9/09		DRAWING NUMBER 9630-20-X7E-02	
WEIGHT LBS: ---		SCALE 1:1	SIZE B
ASSEMBLY REF:		DRAWING NUMBER 9630-20-X7E-02	
PRODUCT RELEASE # 090305-1		DATE: SHEET 1 OF 1	