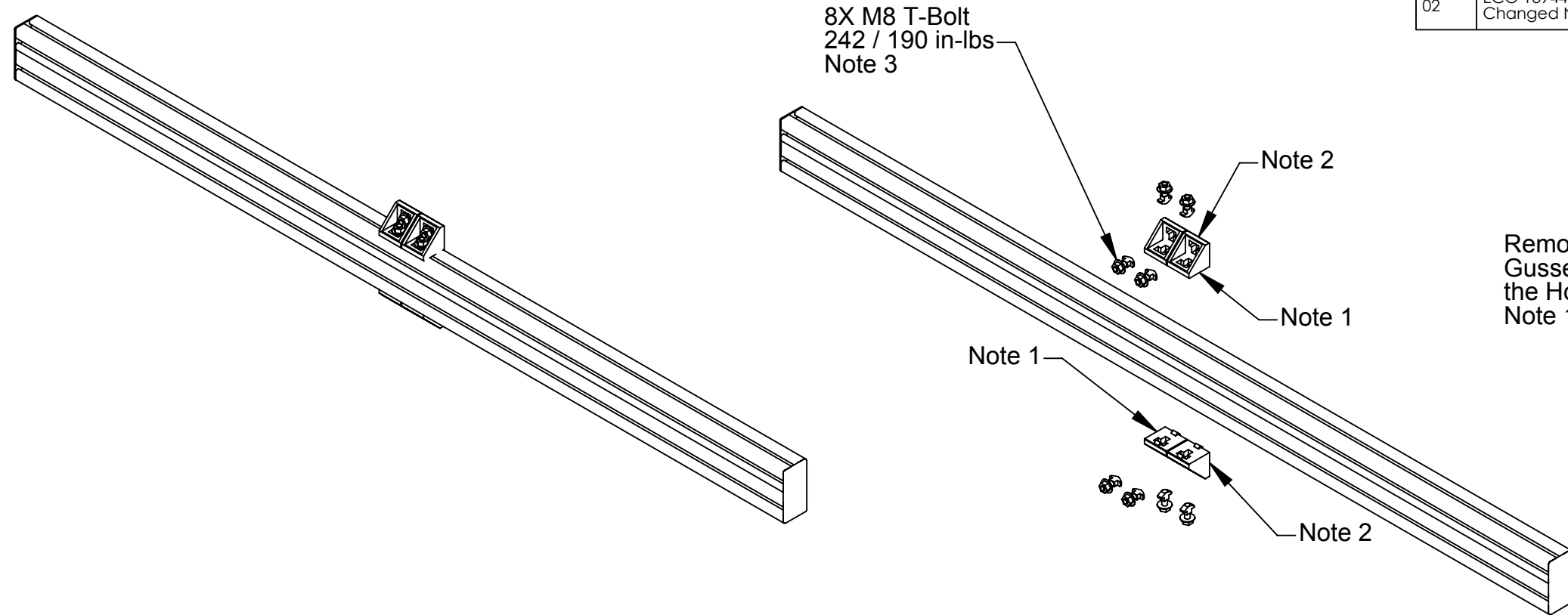


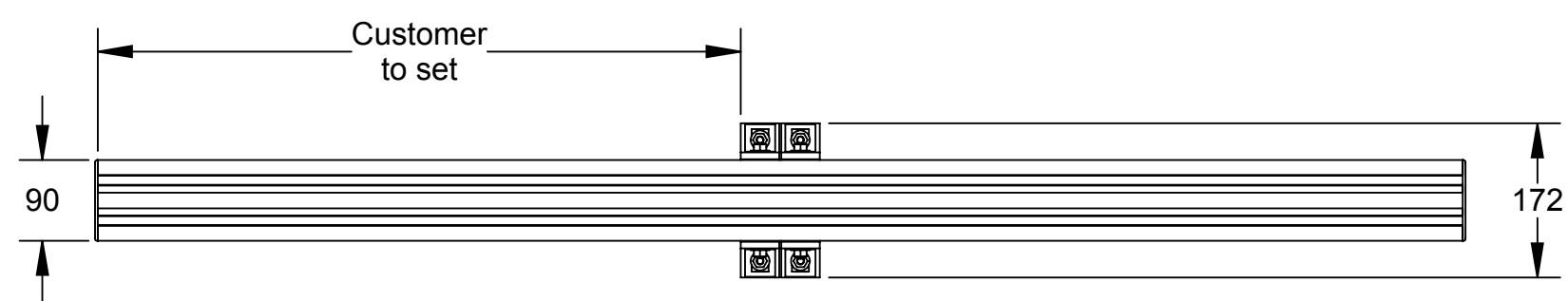
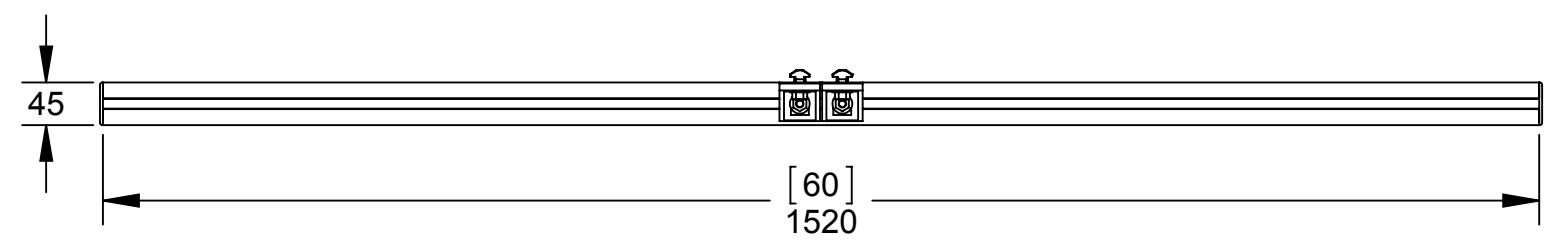
Rev.	Description	Initiator	Date
02	ECO 13944: Added new Notes #1 and #2, and renumbered existing Notes; Changed Note #'s on callouts; Added images & Notes detailing tab removal.	MSD	11/10/2015



Remove the tabs on the Gusset face that will contact the Horizontal Rail
Note 1

Leave the tabs on the Gusset face that will contact the Post Module
Note 2

Pry up on a tab to break it off



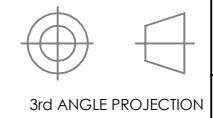
Tab Removal Instructions:

1. Insert a screw driver into the slot under the tab.
2. Pry up on the tab to break it off.
3. Remove any burrs that may not allow flush contact to the base assembly.

Notes:

1. Customer to remove Gusset tabs from the mating surface that contacts the Horizontal Rail.
2. Leave tabs on the Gusset mating surface that will contact the Post Module.
3. Customer to use Loctite or similar thread locker and torque fasteners to listed torque value.

NOTES: UNLESS OTHERWISE SPECIFIED.
DO NOT SCALE DRAWING. ALL DIMENSIONS ARE IN MILLIMETERS.



ITEM NO.	QTY.	PART NUMBER	DESCRIPTION
1	1	9120-TSM-HM-3353	TSM Horizontal Module, 1520mm (60")



1031 Goodworth Drive, Apex, NC 27539, USA
Tel: +1.919.772.0115 Email: info@ati-ia.com
Fax: +1.919.772.8259 www.ati-ia.com
ISO 9001 Registered Company

PROPERTY OF ATI INDUSTRIAL AUTOMATION, INC. NOT TO BE REPRODUCED IN ANY MANNER EXCEPT ON ORDER OR WITH PRIOR WRITTEN AUTHORIZATION OF ATI.

DRAWN BY: J. Winterroth, 11/26/13		TITLE	
CHECKED BY: D. Norton, 12/04/13		TSM Horizontal Module, 1520mm (60")	
PROJECT # -	SHEET 1 OF 1	SCALE	SIZE
		1:8	B
DRAWING NUMBER		REVISION	
9630-20-TSM-HM-3353		02	