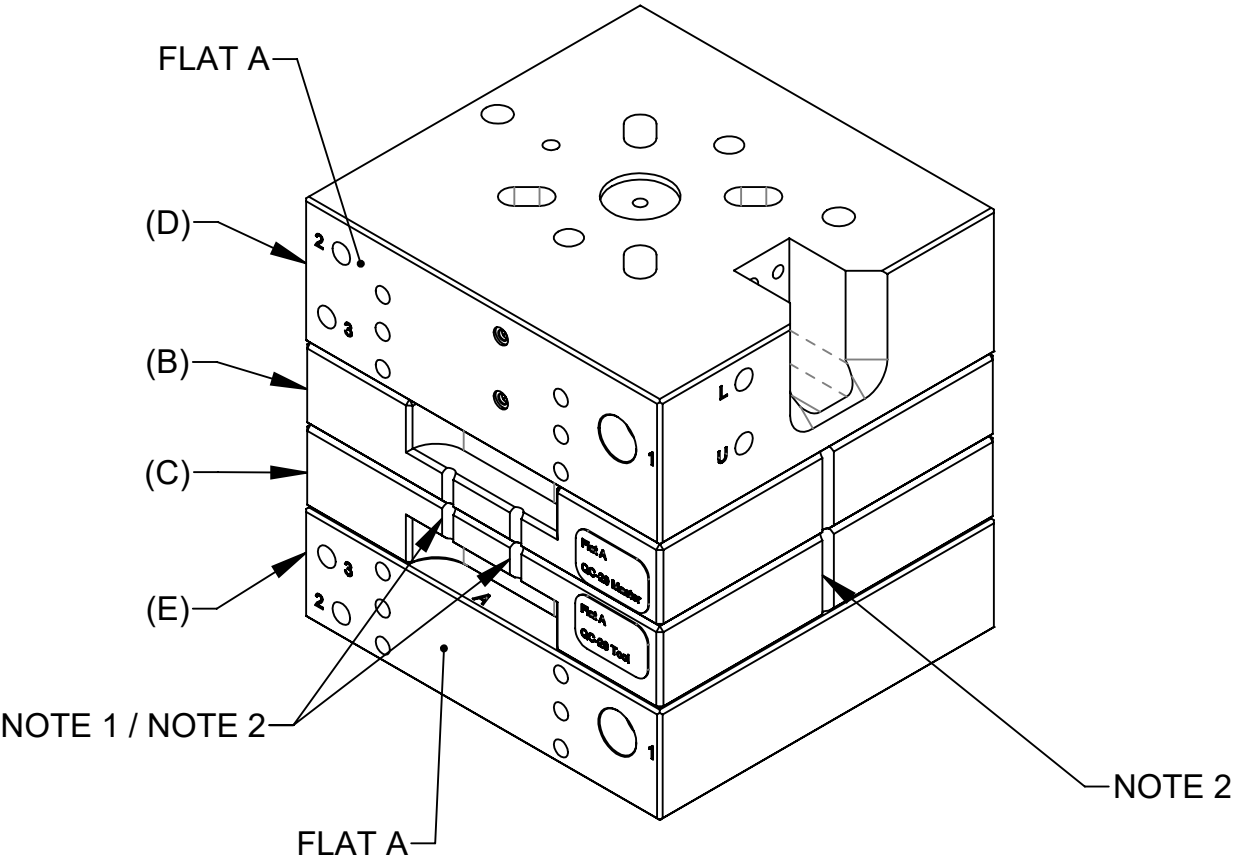
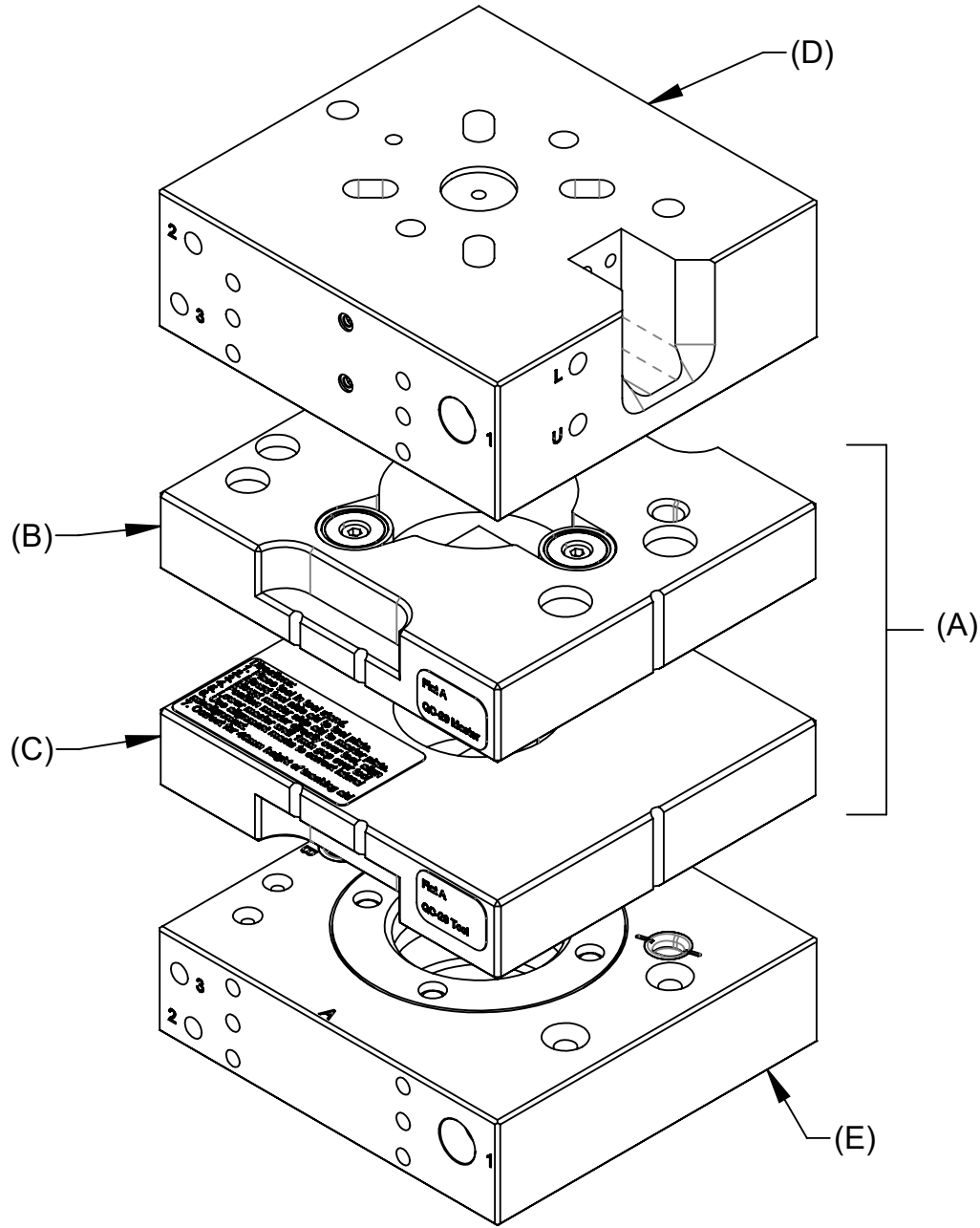


REV.	DESCRIPTION	INITIATOR	DATE
02	RELEASE	RKC	1/9/2025

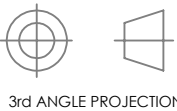


- PART NUMBERS:
- (A) 9120-029-TEACH: QC-29 TEACHING AID
  - (B) 9120-029M-TEACH: QC-29 MASTER SIDE TEACHING AID
  - (C) 9120-029T-TEACH: QC-29 TOOL SIDE TEACHING AID
  - (D) QC-29 MASTER, NOTE 3
  - (E) QC-29 TOOL, NOTE 3

- Notes:
- 1. DOUBLE NOTCHES ALIGN WITH FLAT A ON QC.
  - 2. NOTCHES USED FOR END EFFECTOR ALIGNMENT.
  - 3. QC SHOWN ONLY FOR REFERENCE. QC NOT INCLUDED WITH TEACHING AID.

NOTES: UNLESS OTHERWISE SPECIFIED.

DO NOT SCALE DRAWING. ALL DIMENSIONS ARE IN MILLIMETERS.



3rd ANGLE PROJECTION



1031 Goodworth Drive, Apex, NC 27539, USA  
Tel: +1.919.772.0115 www.ati-ia.com  
Fax: +1.919.772.8259 ISO 9001 Registered Company

PROPERTY OF ATI INDUSTRIAL AUTOMATION, INC. NOT TO BE REPRODUCED IN ANY MANNER EXCEPT ON ORDER OR WITH PRIOR WRITTEN AUTHORIZATION OF ATI.

DRAWN BY: T. LIEBE, 5/2/2024

CHECKED BY: M. GALA, 5/16/24

TITLE

QC-29 Teach Aid Drawing

SCALE

1:2

SIZE

B

DRAWING NUMBER

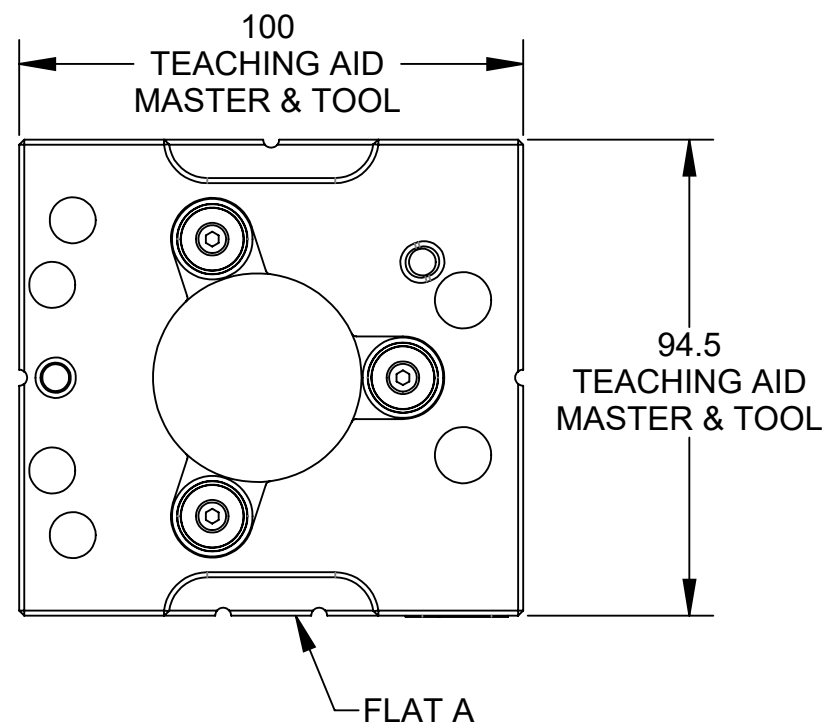
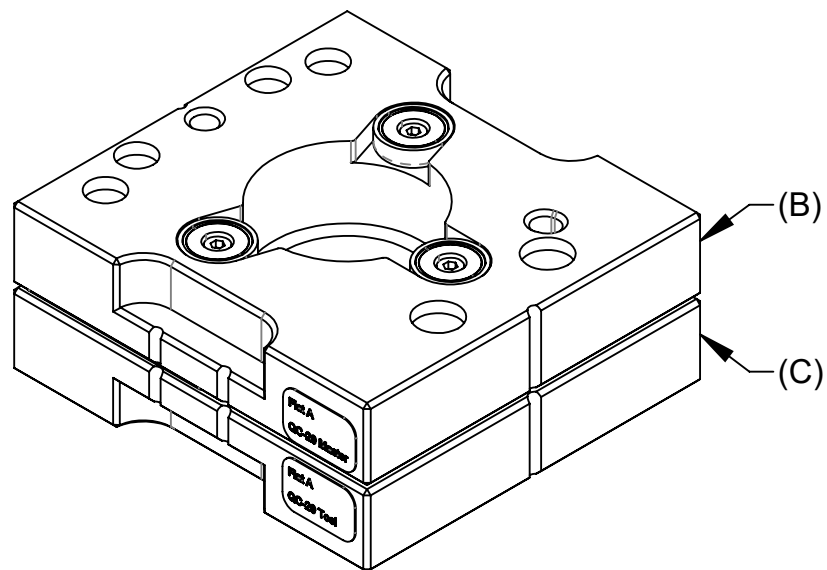
9630-20-TA029

REVISION

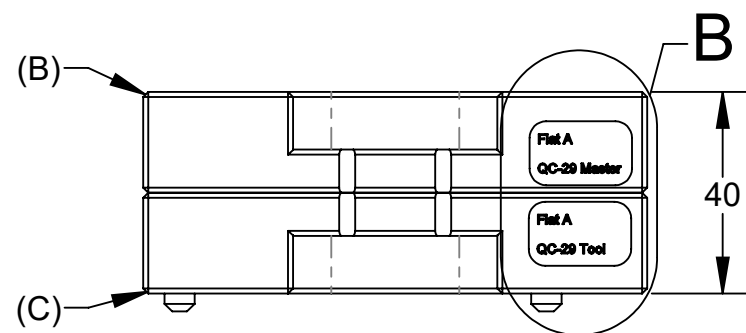
02

PROJECT # 240121-3

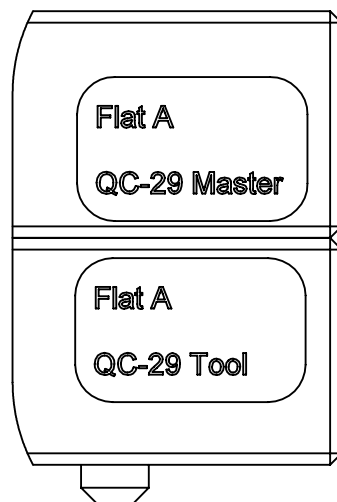
SHEET 1 OF 2



(QC-29 HIDDEN FOR CLARITY)



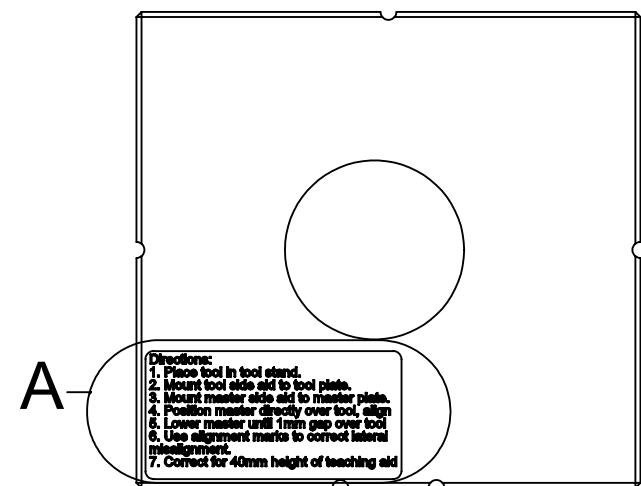
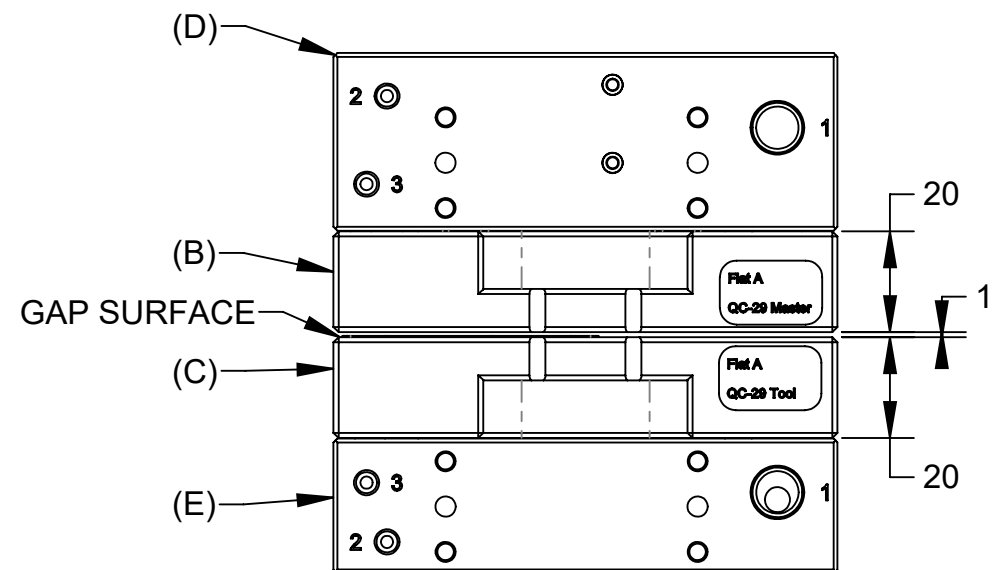
(TEACHING AID EFFECTIVE THICKNESS)



DETAIL B  
SCALE 1.5 : 1

**Directions:**  
 1. Place tool in tool stand.  
 2. Mount tool side aid to tool plate.  
 3. Mount master side aid to master plate.  
 4. Position master directly over tool, align  
 5. Lower master until 1mm gap over tool  
 6. Use alignment marks to correct lateral  
 misalignment.  
 7. Correct for 40mm height of teaching aid

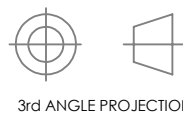
DETAIL A  
SCALE 1.5 : 1



TEACHING AID TOOL  
GAP SURFACE VIEW

NOTES: UNLESS OTHERWISE  
SPECIFIED.

DO NOT SCALE DRAWING.  
ALL DIMENSIONS ARE IN  
INCHES.



3rd ANGLE PROJECTION



1031 Goodworth Drive, Apex, NC 27539, USA  
 Tel: +1.919.772.0115 www.ati-ia.com  
 Fax: +1.919.772.8259 ISO 9001 Registered Company

PROPERTY OF ATI INDUSTRIAL AUTOMATION, INC. NOT TO BE REPRODUCED IN ANY  
MANNER EXCEPT ON ORDER OR WITH PRIOR WRITTEN AUTHORIZATION OF ATI.

DRAWN BY: T. LIEBE 5/2/24			TITLE  QC-29 TEACHING AID DRAWING			
CHECKED BY: M. GALA, 5/16/24						
PROJECT # 240121-3 SHEET 2 OF 2			SCALE 1:1.5	SIZE B	DRAWING NUMBER 9630-20-TA029	REVISION 02