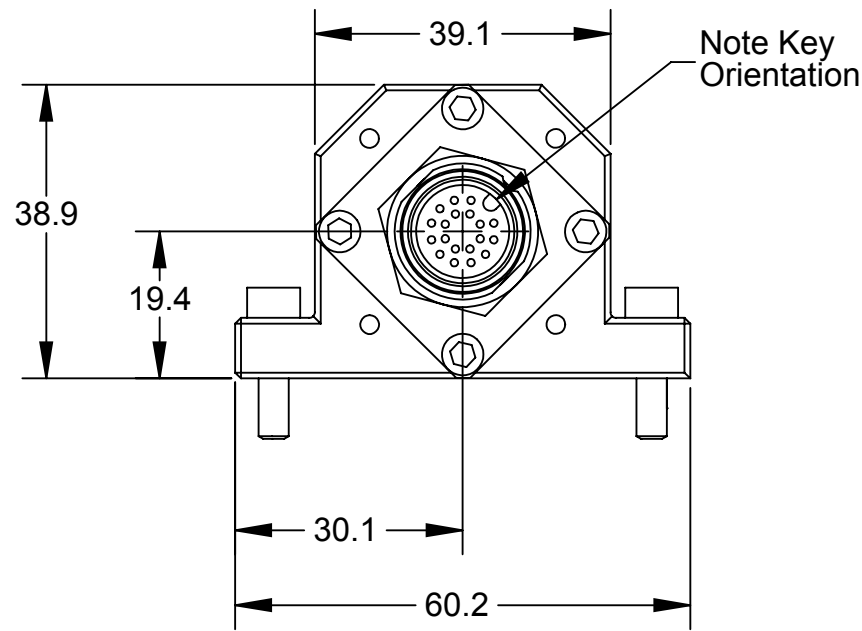


"DANGER!" - Electrical Shock Hazard

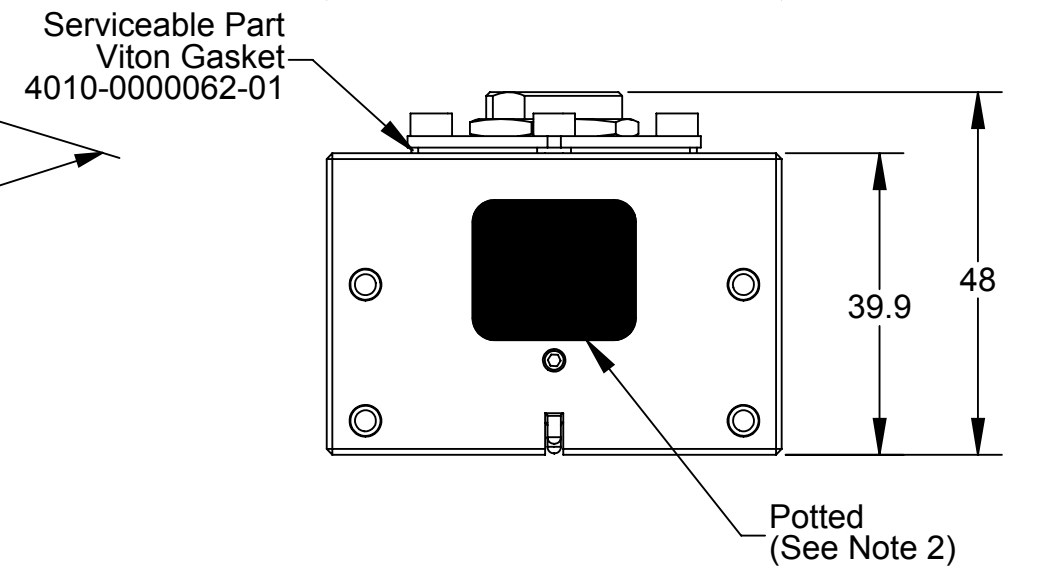
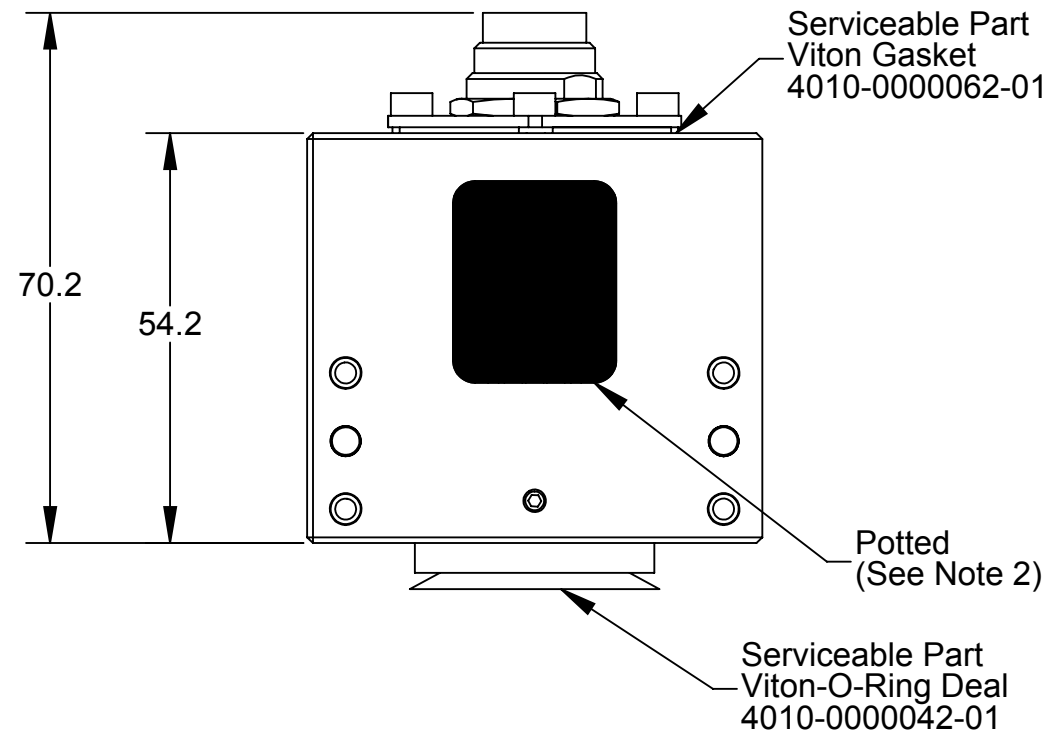
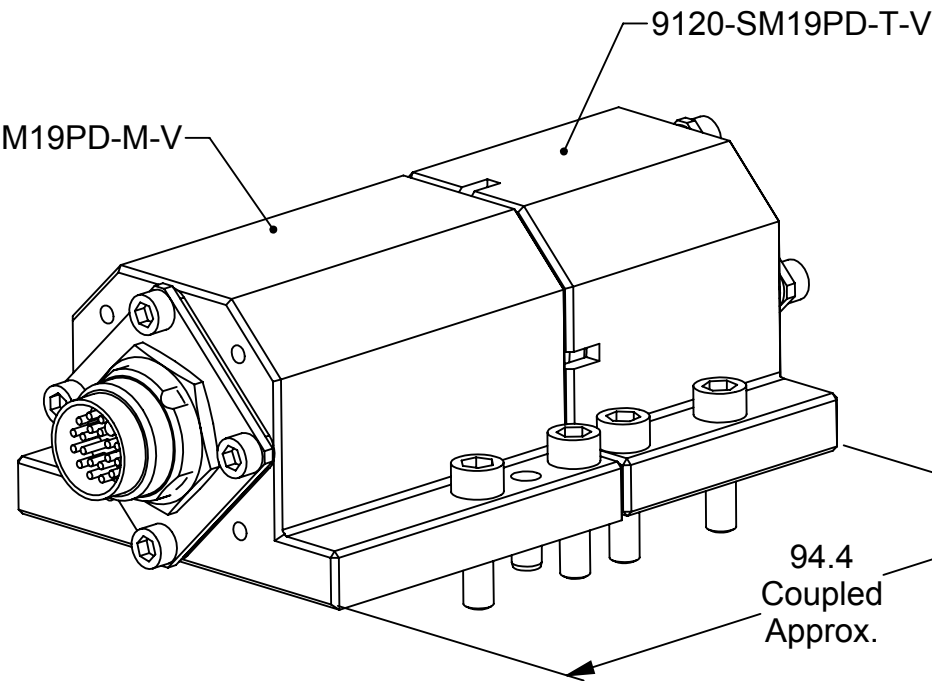
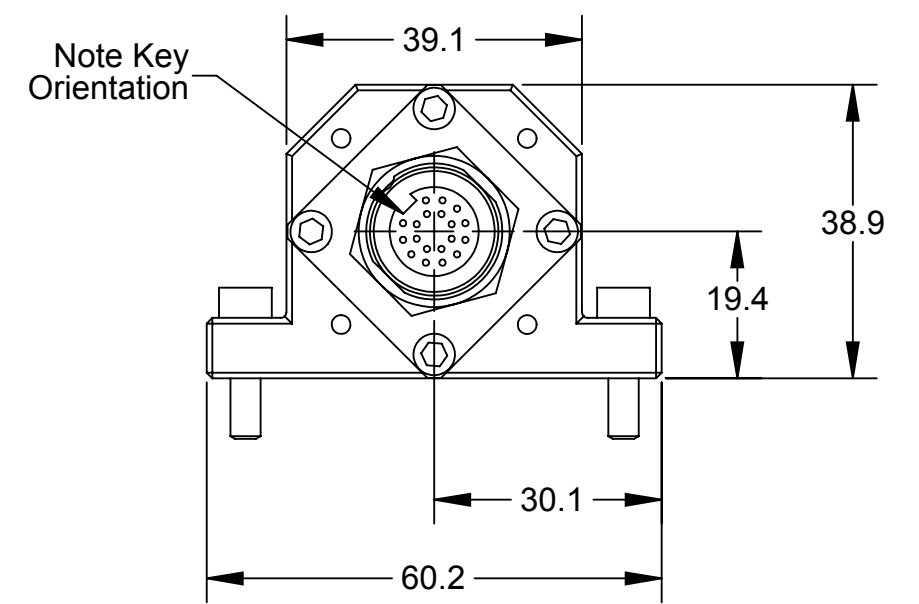
This module has a Voltage of 50V or greater, NO contact should be attempted before removing power. This especially includes separation or insertion of the mating connectors or any contact with the tool changer or its components.

Rev.	Description	Initiator	Date
02	Eco 12991; Added Pin Block and Connector information to Sheet 2. Added Wiring Schematic to Sheet 3. Updated Electrical Shock Hazard Note.	CF	3/6/2015

9120-SM19PD-M-V



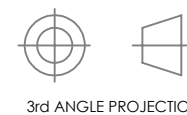
9120-SM19PD-T-V



- Notes:
1. Pin "U" on the Pin Block is First-to-mate, Last-to-break at the Tool Changer interface. This pin is recommended for use as ground.
 2. Modules are potted using 3M DP-270 Black potting

NOTES: UNLESS OTHERWISE SPECIFIED.

DO NOT SCALE DRAWING. ALL DIMENSIONS ARE IN MILLIMETERS.



3rd ANGLE PROJECTION



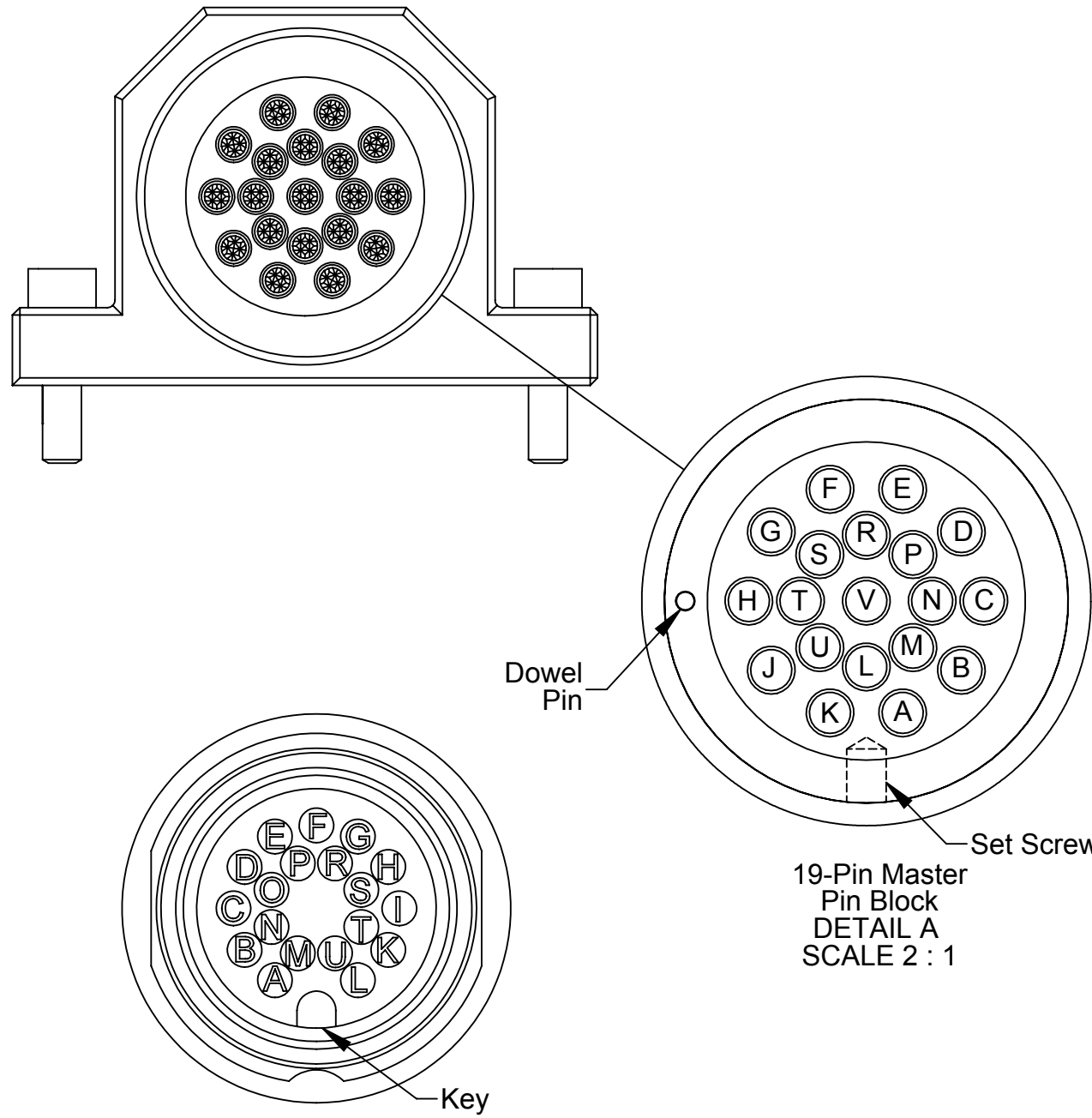
1031 Goodworth Drive, Apex, NC 27539, USA
 Tel: +1.919.772.0115 Email: info@ati-ia.com
 Fax: +1.919.772.8259 www.ati-ia.com
 ISO 9001 Registered Company

PROPERTY OF ATI INDUSTRIAL AUTOMATION, INC. NOT TO BE REPRODUCED IN ANY MANNER EXCEPT ON ORDER OR WITH PRIOR WRITTEN AUTHORIZATION OF ATI.

DRAWN BY: U.Weninger, 2/10/11		TITLE	
CHECKED BY: W.Berrocal, 2/11/11 A.Strotzer, 2/11/11		SM19PD-V Module Drawing	
PROJECT # 110209-1	SHEET 1 OF 3	SCALE 1:1	SIZE B
		DRAWING NUMBER	REVISION
		9630-20-SM19PD-V	02

Rev.	Description	Initiator	Date
-	See Sheet1	-	-

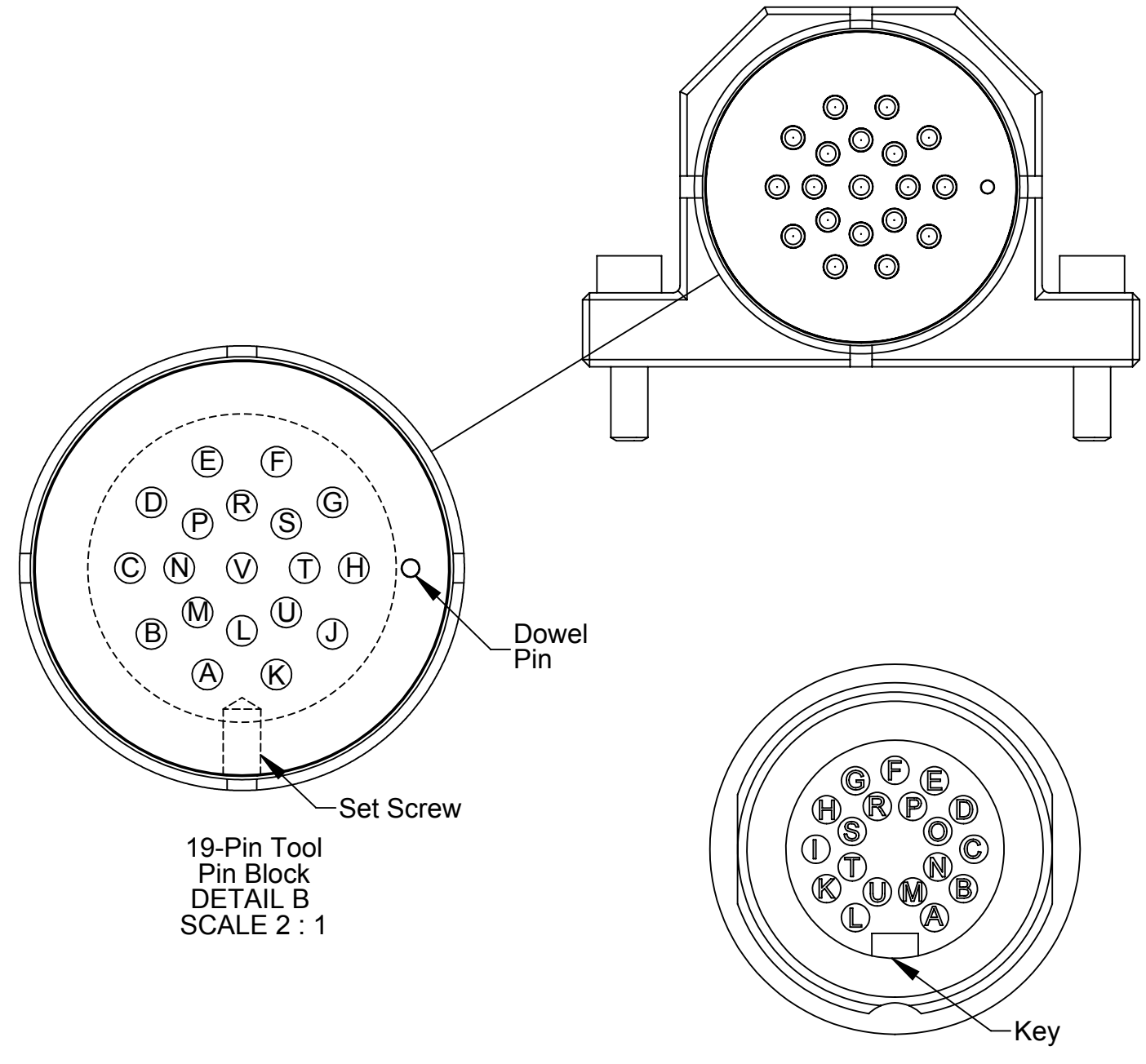
9120-SM19PD-M-V



Male M16 19-Pin Receptacle
Turck BSFD 19
Scale 3:1

19-Pin Master
Pin Block
DETAIL A
SCALE 2 : 1

9120-SM19PD-T-V



Female M16 19-Pin Receptacle
Turck BSFD 19
Scale 3:1

19-Pin Tool
Pin Block
DETAIL B
SCALE 2 : 1

NOTES: UNLESS OTHERWISE SPECIFIED.

DO NOT SCALE DRAWING. ALL DIMENSIONS ARE IN MILLIMETERS.



3rd ANGLE PROJECTION



1031 Goodworth Drive, Apex, NC 27539, USA
Tel: +1.919.772.0115 Email: info@ati-ia.com
Fax: +1.919.772.8259 www.ati-ia.com
ISO 9001 Registered Company

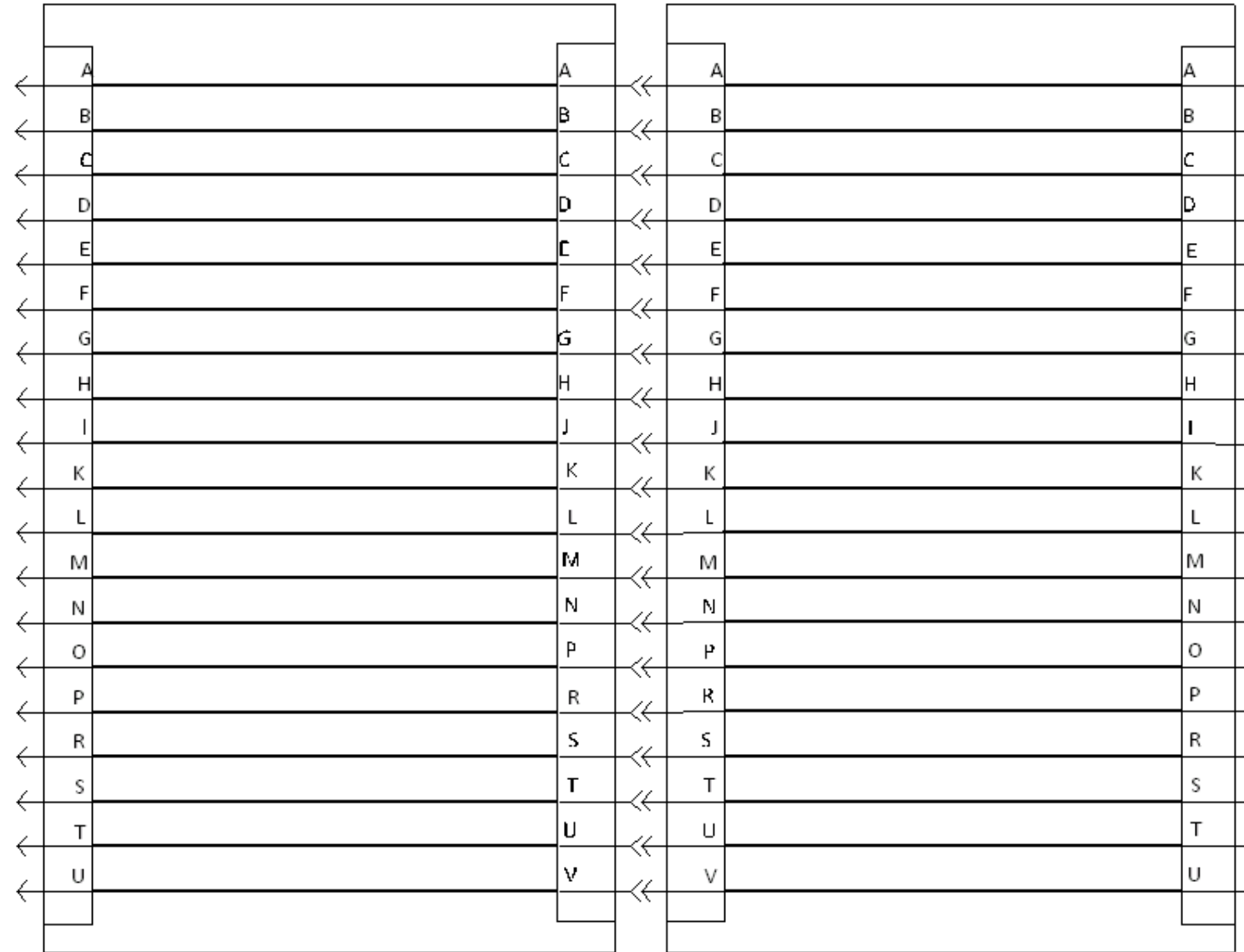
PROPERTY OF ATI INDUSTRIAL AUTOMATION, INC. NOT TO BE REPRODUCED IN ANY MANNER EXCEPT ON ORDER OR WITH PRIOR WRITTEN AUTHORIZATION OF ATI.

DRAWN BY: U.Weninger, 2/10/11		TITLE	
CHECKED BY: W.Berrocal, 2/11/11 A.Strotzer, 2/11/11		SM19PD-V Module Drawing	
PROJECT # 110209-1	SHEET 2 OF 3	SCALE 3:2	SIZE B
		DRAWING NUMBER	REVISION
		9630-20-SM19PD-V	02

Rev.	Description	Initiator	Date
-	See Sheet1	-	-

9120-SM19PD-M-V ATI Pin Block 9120-SM19PD-T-V

**M16 19-Pin
Male Receptacle**



**M16 19-Pin
Female Receptacle**

(See Note 1)

- Notes:
- Pin "U" on the connectors is First-to-mate, Last-to-break at the Tool Changer interface. This pin is recommended for use as ground.
 - Modules are potted using 3M DP-270 Black Potting.

NOTES: UNLESS OTHERWISE SPECIFIED.

DO NOT SCALE DRAWING. ALL DIMENSIONS ARE IN MILLIMETERS.



3rd ANGLE PROJECTION



1031 Goodworth Drive, Apex, NC 27539, USA
 Tel: +1.919.772.0115 Email: info@ati-ia.com
 Fax: +1.919.772.8259 www.ati-ia.com
 ISO 9001 Registered Company

PROPERTY OF ATI INDUSTRIAL AUTOMATION, INC. NOT TO BE REPRODUCED IN ANY MANNER EXCEPT ON ORDER OR WITH PRIOR WRITTEN AUTHORIZATION OF ATI.

DRAWN BY: U.Weninger, 2/10/11		TITLE	
CHECKED BY: W.Berrocal, 2/11/11 A.Strotzer, 2/11/11		SM19PD-V Module Drawing	
PROJECT #	110209-1	SHEET	3 OF 3
SCALE	3:2	SIZE	B
DRAWING NUMBER	9630-20-SM19PD-V		REVISION
			02