
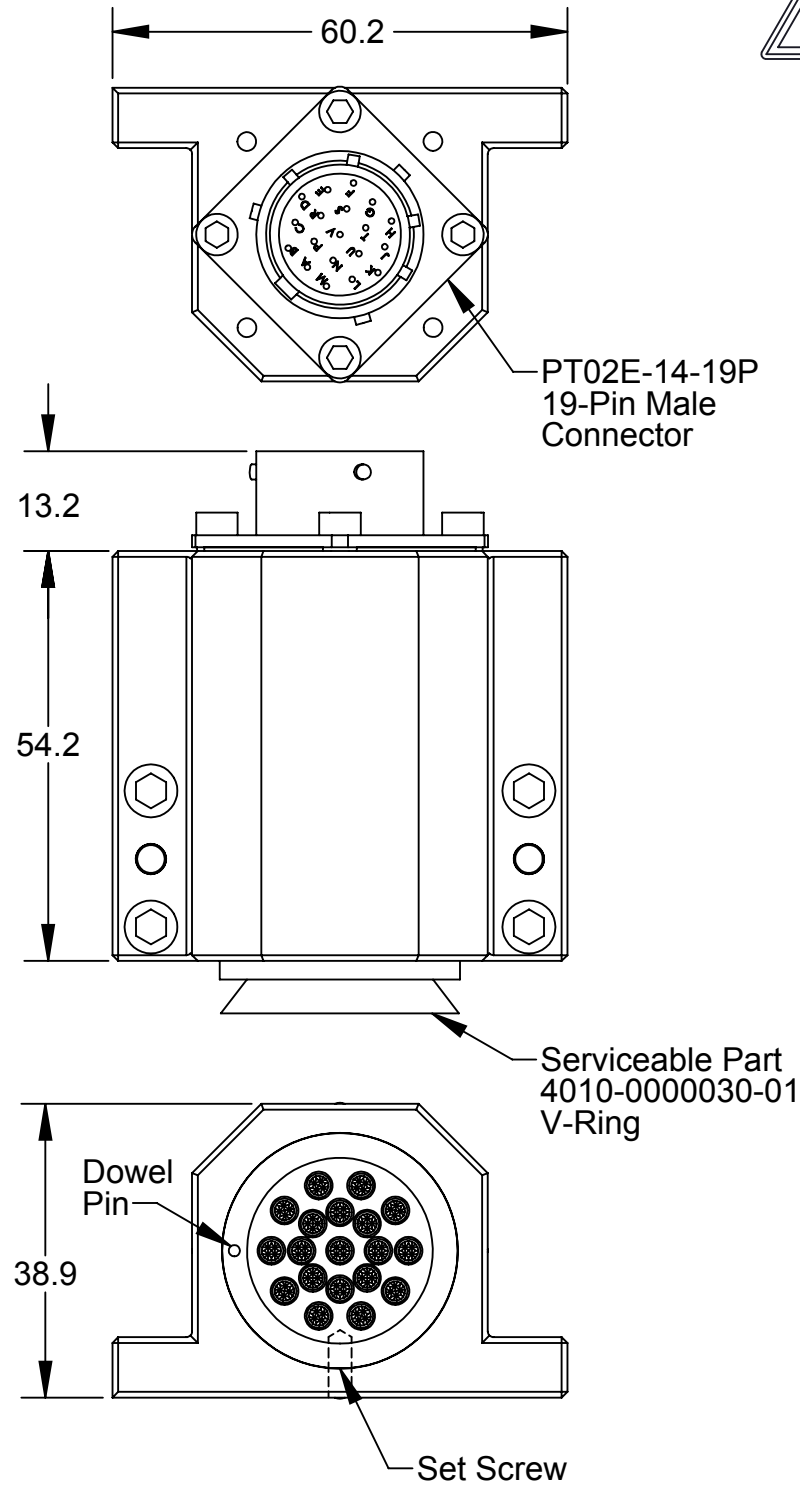


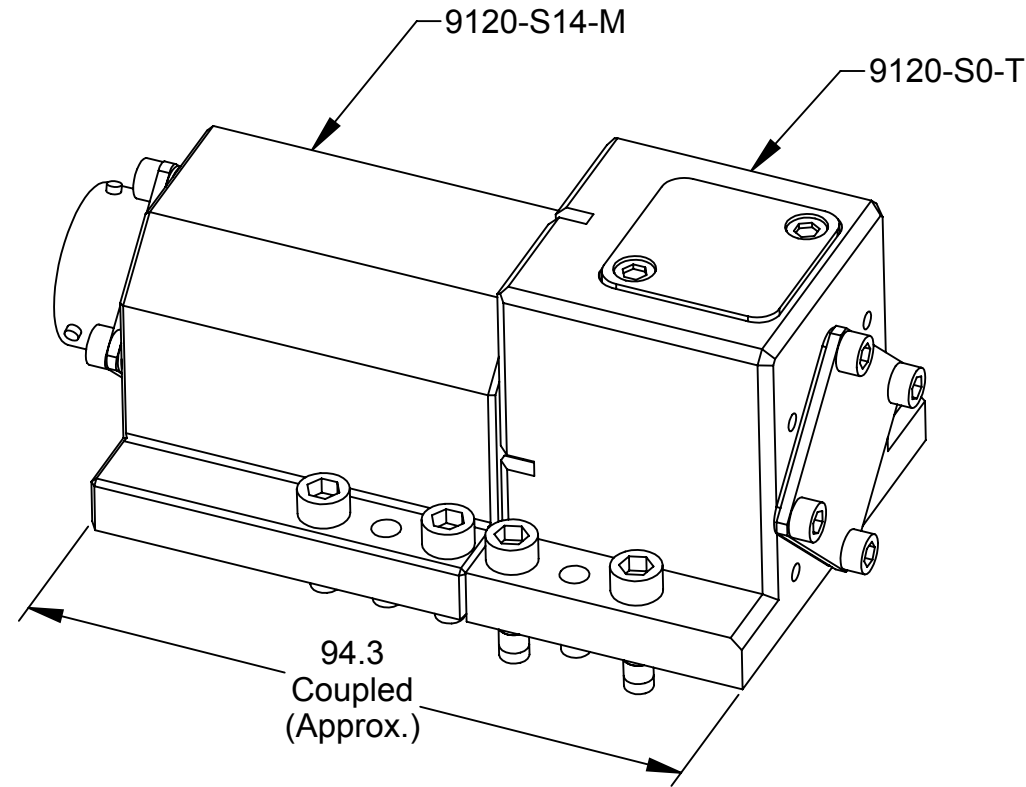
Rev.	Description	Initiator	Date
01	Initial release	PDL	4/12/2016

9120-S19-M

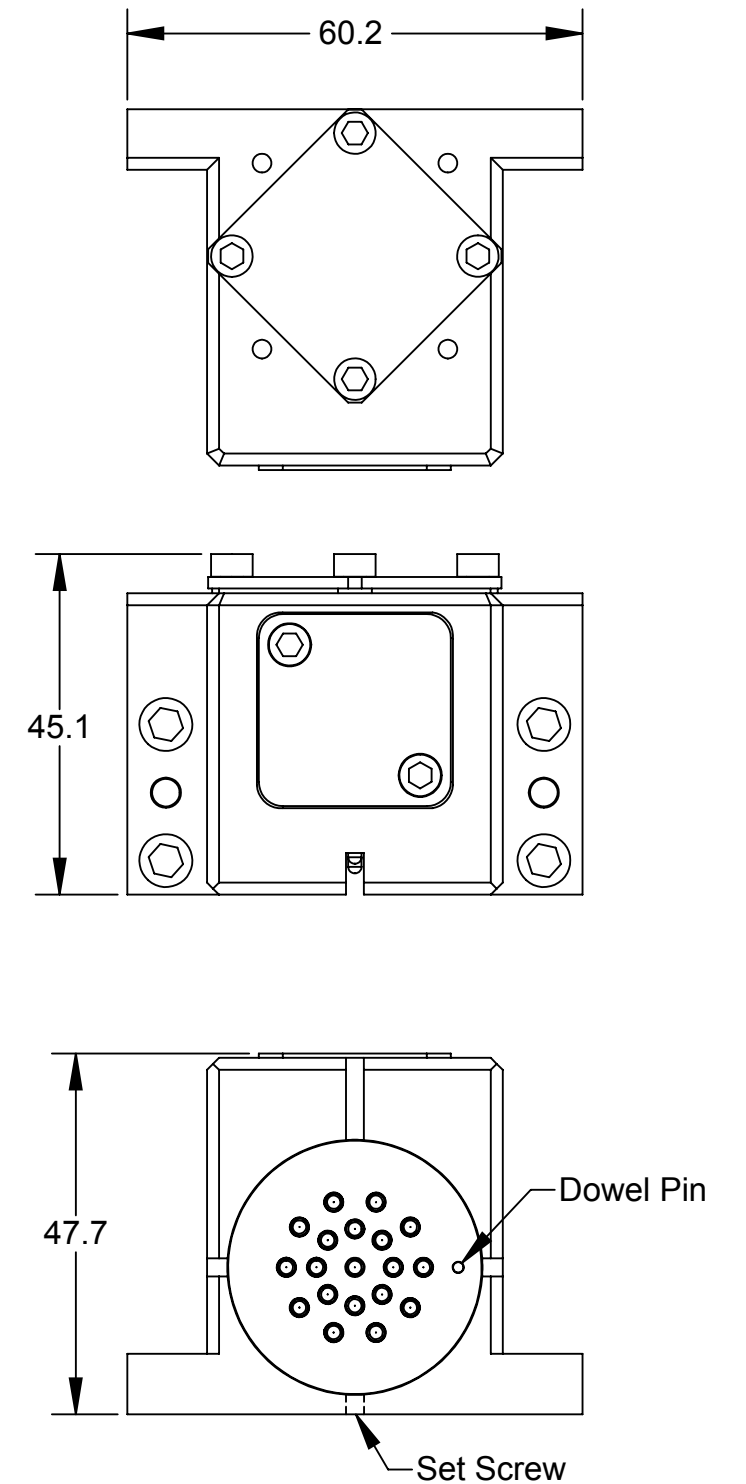


" DANGER!" - Electrical Shock Hazard

This module has a Voltage of 50V or greater, NO contact should be attempted before removing power. This especially includes separation or insertion of the mating connectors or any contact with the tool changer or its components."



9120-S0-T



Notes:

1. Module Electrical rating: 3A / 150 VAC
2. Customer approval of electrical schematic is required.
3. Customer is to approve connector selection and orientation.
4. See Sheet 3 for module wiring schematic.
5. See Sheet 2 for Customer Interface information.

NOTES: UNLESS OTHERWISE SPECIFIED.

DO NOT SCALE DRAWING. ALL DIMENSIONS ARE IN MILLIMETERS.



3rd ANGLE PROJECTION

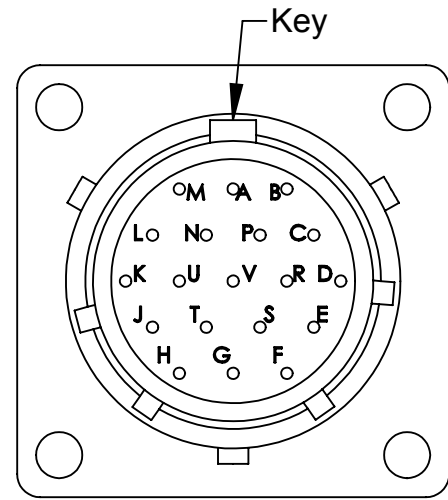


1031 Goodworth Drive, Apex, NC 27539, USA
Tel: +1.919.772.0115 Email: info@ati-ia.com
Fax: +1.919.772.8259 www.ati-ia.com
ISO 9001 Registered Company

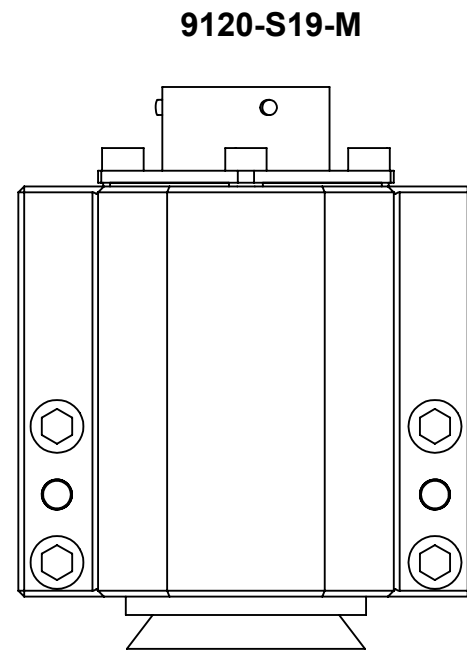
PROPERTY OF ATI INDUSTRIAL AUTOMATION, INC. NOT TO BE REPRODUCED IN ANY MANNER EXCEPT ON ORDER OR WITH PRIOR WRITTEN AUTHORIZATION OF ATI.

DRAWN BY: P.Luczka, 4/12/16		TITLE	
CHECKED BY: W.Berrocal, 4/21/16 L.Jamshidi, 4/25/16		S19-M / S0-T Electrical Module w/ 0-9 Tool ID Customer Drawing	
PROJECT # 160411-4 SHEET 1 OF 3	SCALE 1:2	SIZE B	DRAWING NUMBER 9630-20-S19M S0T
			REVISION 01

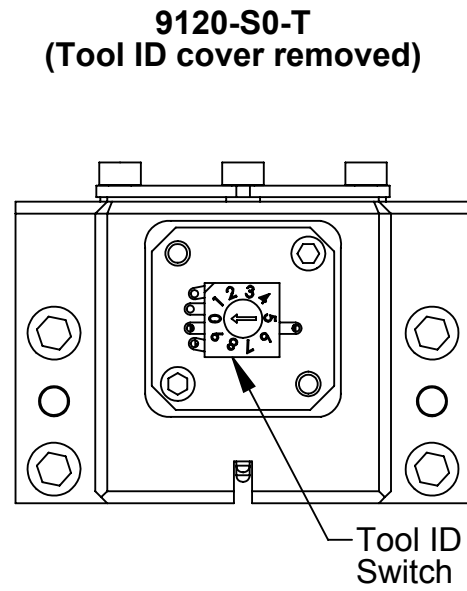
Rev.	Description	Initiator	Date
-	See Sheet1	-	-




PT02E-14-19P
19-Pin Male
Connector



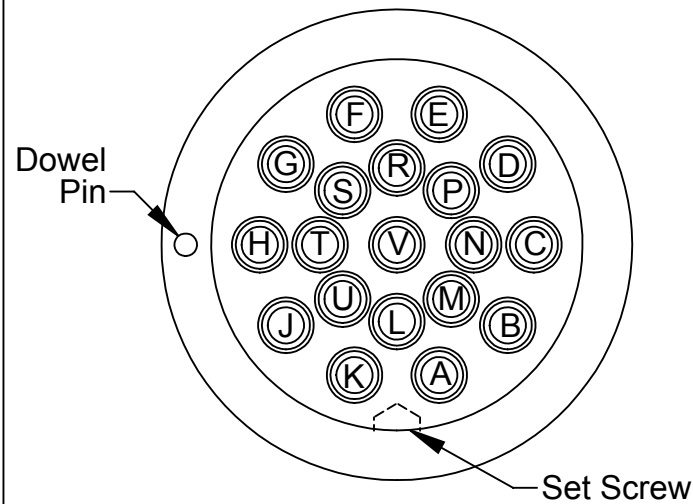
9120-S19-M



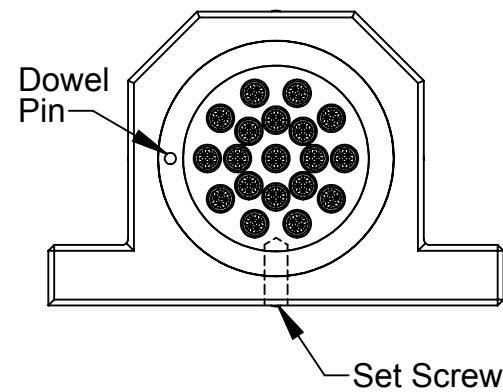
9120-S0-T
(Tool ID cover removed)



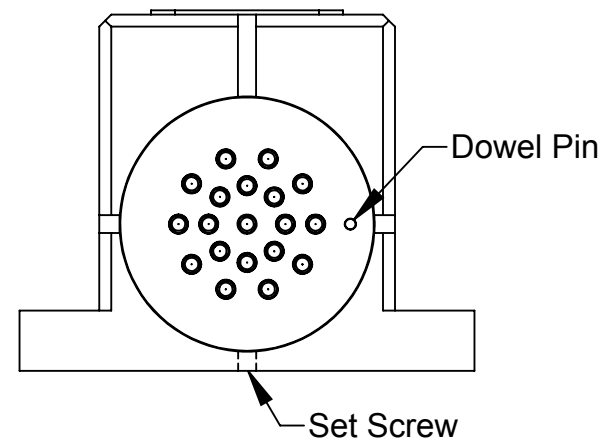
Tool ID Switch
Face View
Scale 4:1



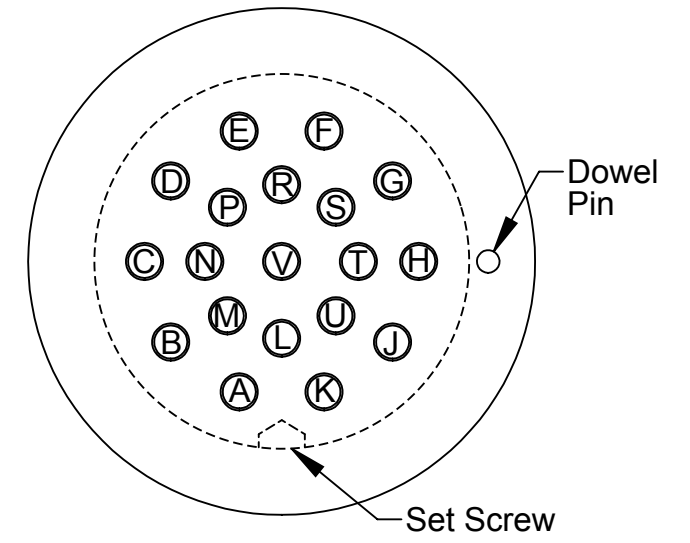
19-Pin Block
Face View
Scale 2:1



Set Screw



Set Screw



19-Pin Block
Face View
Scale 2:1

NOTES: UNLESS OTHERWISE SPECIFIED.

DO NOT SCALE DRAWING.
ALL DIMENSIONS ARE IN
MILLIMETERS.



3rd ANGLE PROJECTION

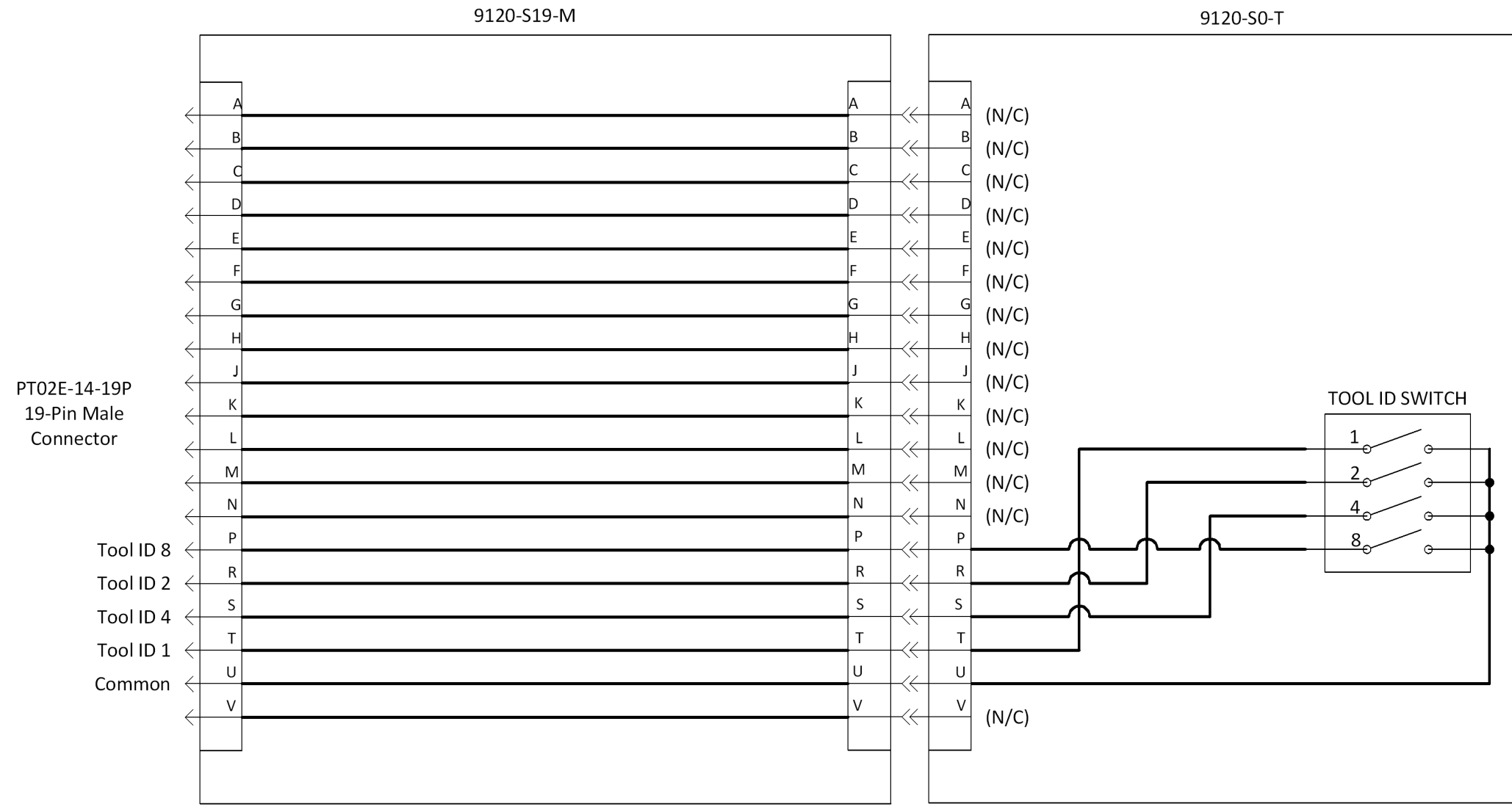


1031 Goodworth Drive, Apex, NC 27539, USA
Tel: +1.919.772.0115 Email: info@ati-ia.com
Fax: +1.919.772.8259 www.ati-ia.com
ISO 9001 Registered Company

PROPERTY OF ATI INDUSTRIAL AUTOMATION, INC. NOT TO BE REPRODUCED IN ANY MANNER EXCEPT ON ORDER OR WITH PRIOR WRITTEN AUTHORIZATION OF ATI.

DRAWN BY: P.Luczka, 4/12/16		TITLE	
CHECKED BY: W.Berrocal, 4/21/16 L.Jamshidi, 4/25/16		S19-M / S0-T Electrical Module w/ 0-9 Tool ID Customer Drawing	
PROJECT # 160411-4	SHEET 2 OF 3	SCALE 1:2	SIZE B
		DRAWING NUMBER	REVISION
		9630-20-S19M S0T	01

Rev.	Description	Initiator	Date
-	See Sheet1	-	-

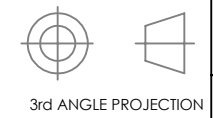


Selection Switch	Pin	Pin	Pin	Pin
	P	S	R	T
0	0	0	0	0
1	0	0	0	1
2	0	0	1	0
3	0	0	1	1
4	0	1	0	0
5	0	1	0	1
6	0	1	1	0
7	0	1	1	1
8	1	0	0	0
9	1	0	0	1

Binary o/p of selector switch
(10 unique settings)

NOTES: UNLESS OTHERWISE SPECIFIED.

DO NOT SCALE DRAWING. ALL DIMENSIONS ARE IN MILLIMETERS.



1031 Goodworth Drive, Apex, NC 27539, USA
Tel: +1.919.772.0115 Email: info@ati-ia.com
Fax: +1.919.772.8259 www.ati-ia.com
ISO 9001 Registered Company

PROPERTY OF ATI INDUSTRIAL AUTOMATION, INC. NOT TO BE REPRODUCED IN ANY MANNER EXCEPT ON ORDER OR WITH PRIOR WRITTEN AUTHORIZATION OF ATI.

DRAWN BY: P.Luczka, 4/12/16		TITLE	
CHECKED BY: W.Berrocal, 4/21/16 L.Jamshidi, 4/25/16		S19-M / S0-T Electrical Module w/ 0-9 Tool ID Customer Drawing	
PROJECT # 160411-4 SHEET 3 OF 3	SCALE 1:2	SIZE B	DRAWING NUMBER 9630-20-S19M S0T
			REVISION 01