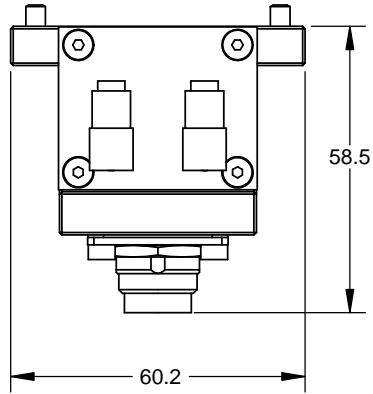


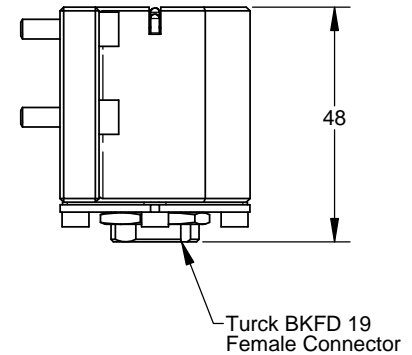
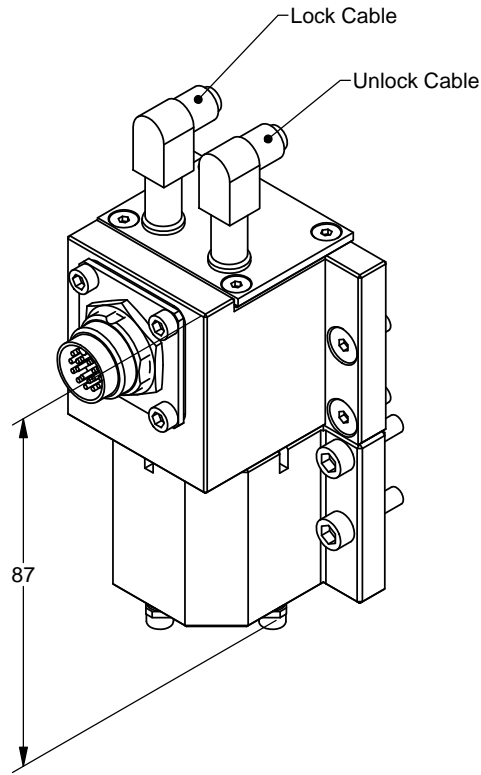
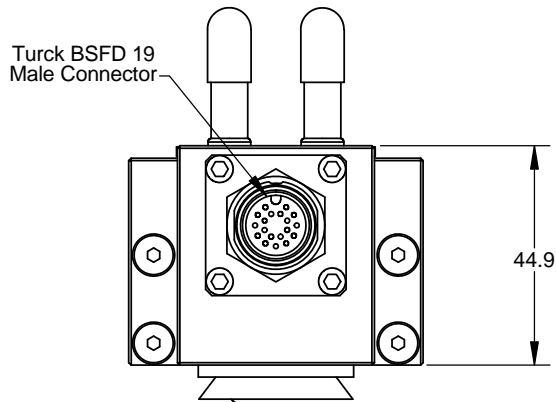
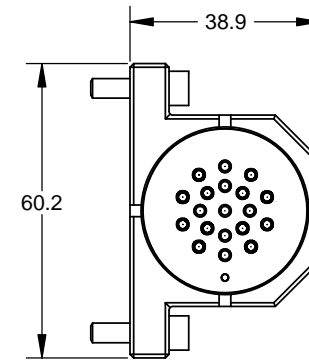
PROPERTY OF ATI INDUSTRIAL AUTOMATION, INC.
 NOT TO BE REPRODUCED IN ANY MANNER EXCEPT ON
 ORDER OR WITH PRIOR WRITTEN AUTHORIZATION OF ATI.

| Rev. | Description | Initiator | Date |
|------|---------------|-----------|---------|
| 01 | Initial Issue | KLP | 10/3/07 |

RM19R Master Module
(9120-RM19R-M)

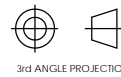


SM19 Tool Module
(9120-SM19-T)



Serviceable Part:
(V-Ring)
4010-0000030-01

NOTES: UNLESS OTHERWISE SPECIFIED
 DO NOT SCALE DRAWING. DRAWN IN SOLIDWORKS.
 ALL DIMENSIONS ARE IN MILLIMETERS.



3rd ANGLE PROJECTION

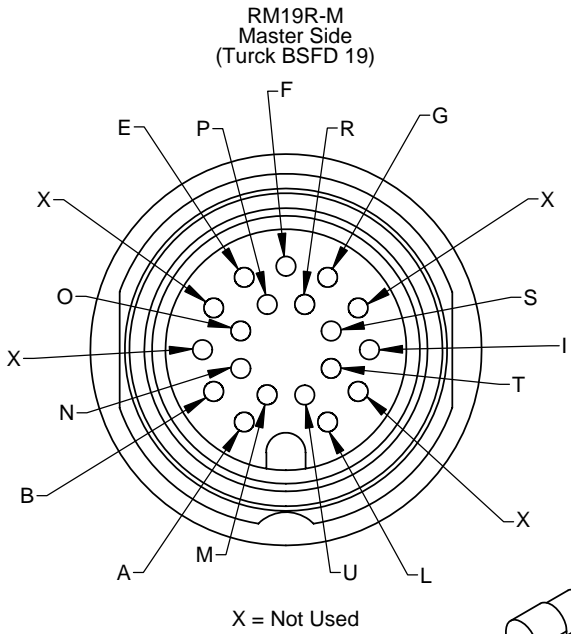


1031 Goodworth Drive, Apex, NC 27539, USA
 Tel: +1.919.772.0115 Email: info@ati-ia.com
 Fax: +1.919.772.8259 www.ati-ia.com
 ISO 9001 Registered Company

| | | | |
|---------------------------|--|---|---|
| DRAWN BY: K Potts 10/3/07 | | TITLE: RM19R-M with SM19-T Module Drawing | |
| CHECKED BY: ----- | | SCALE: 1:1 | DRAWING NUMBER: 9630-20-RM19R-M SM19-T-01 |
| WEIGHT LBS: .90 | | SIZE: B | ASSEMBLY REF: |
| ASSEMBLY REF: | | PRODUCT RELEASE # - | DATE: SHEET 1 OF 2 |

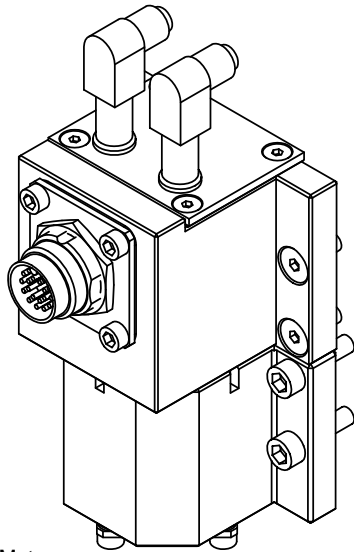
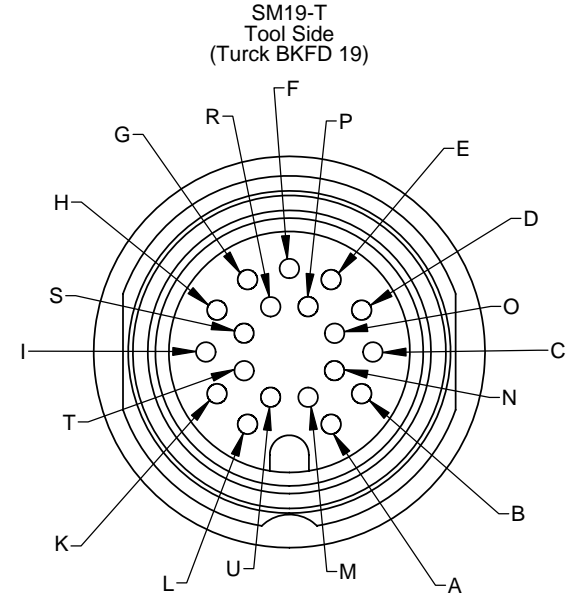
| Rev. | Description | Initiator | Date |
|------|-------------|-----------|------|
| - | See Sheet1 | - | - |

RM19R to SM19 Pin Out



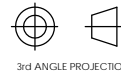
| Turck PKW 3Z0.4 Lock & Unlock Cables | RM19R Master Turck BSFD Male Connector | SM19 Tool Turck BKFD Female Connector |
|---|--|---|
| | A-----> | A |
| | B-----> | B |
| Unlock Signal (Black) | -----> | C (No Connect) |
| 10-30 VDC (2-Brown) | -----> | D (No Connect) |
| | E-----> | E |
| | F-----> | F |
| | G-----> | G |
| 0 VDC (2-Blue) | -----> | H (No Connect) |
| | I-----> | I |
| Lock Signal (Black) | -----> | K (No Connect) |
| | L-----> | L |
| | M-----> | M |
| | N-----> | N |
| | O-----> | T |
| | P-----> | O |
| | R-----> | P |
| | S-----> | R |
| | T-----> | S |
| | U-----> | U (See Note 2) |

Warning: These connections are not straight-through



- Notes:
- Views of connectors are 4:1 scale.
 - Pin "U" on the Turck connector is First-to-Mate Last-to-Break at Tool Changer interface. This pin is recommended for use as ground.

NOTES: UNLESS OTHERWISE SPECIFIED
 DO NOT SCALE DRAWING. DRAWN IN SOLIDWORKS.
 ALL DIMENSIONS ARE IN MILLIMETERS.



1031 Goodworth Drive, Apex, NC 27539, USA
 Tel: +1.919.772.0115 Email: info@ati-ia.com
 Fax: +1.919.772.8259 www.ati-ia.com
 ISO 9001 Registered Company

| | | | |
|---------------------------|---|---------|---|
| DRAWN BY: K Potts 10/3/07 | TITLE: RM19R-M with SM19-T Module Drawing | | |
| CHECKED BY: ----- | SCALE: 1:1 | SIZE: B | DRAWING NUMBER: 9630-20-RM19R-M SM19-T-01 |
| WEIGHT LBS: .90 | PRODUCT RELEASE # | DATE: | SHEET 2 OF 2 |
| ASSEMBLY REF: | | | |