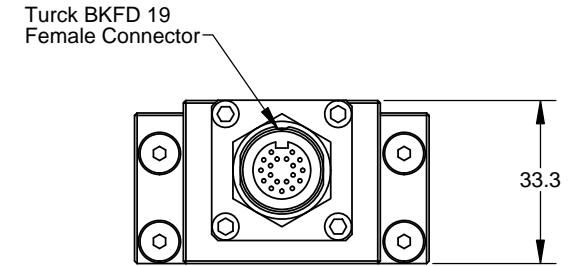
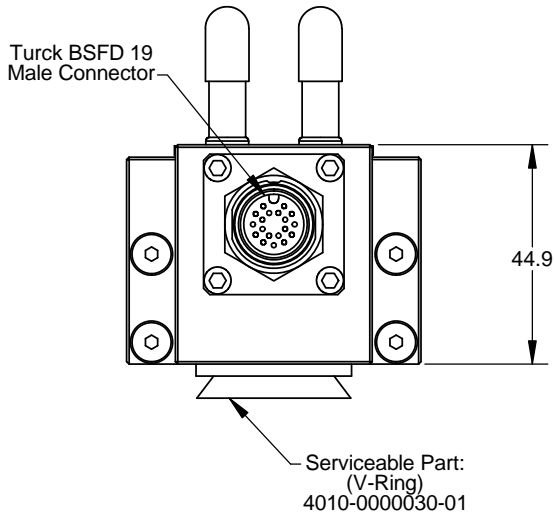
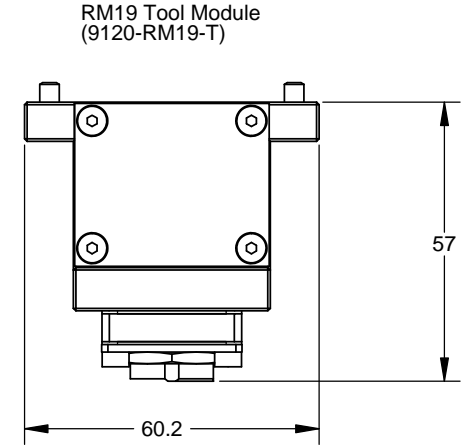
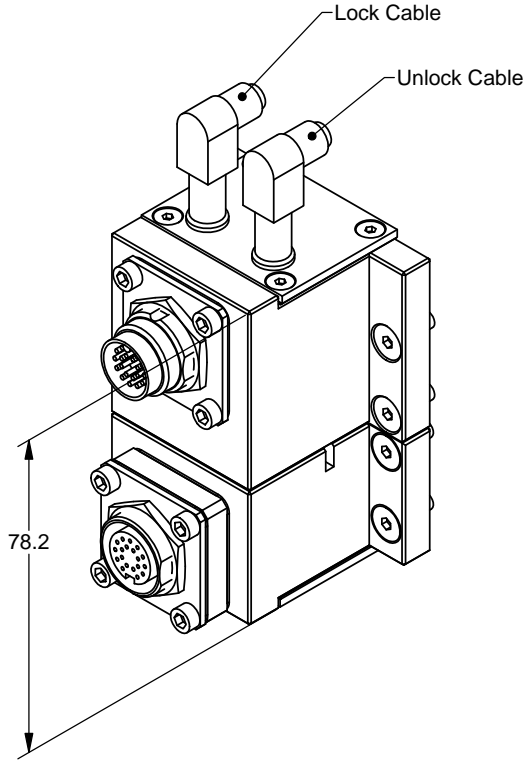
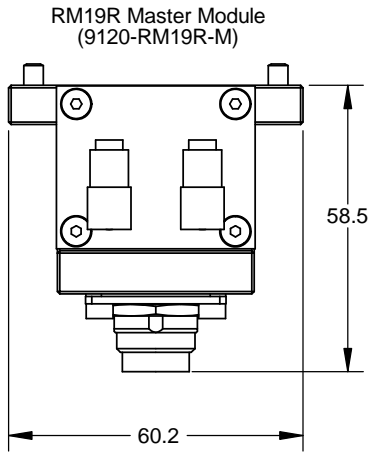
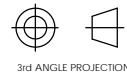


Rev.	Description	Initiator	Date
03	ECO 12295: Added Spacer Block To Assembly	TBC	11/18/2014



NOTES: UNLESS OTHERWISE SPECIFIED.

DO NOT SCALE DRAWING. ALL DIMENSIONS ARE IN INCHES.



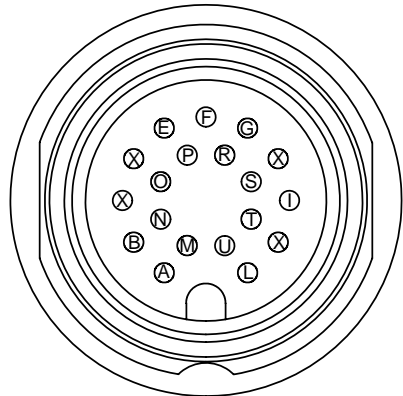
1031 Goodworth Drive, Apex, NC 27539, USA
Tel: +1.919.772.0115 Email: info@ati-ia.com
Fax: +1.919.772.8259 www.ati-ia.com
ISO 9001 Registered Company

PROPERTY OF ATI INDUSTRIAL AUTOMATION, INC. NOT TO BE REPRODUCED IN ANY MANNER EXCEPT ON ORDER OR WITH PRIOR WRITTEN AUTHORIZATION OF ATI.

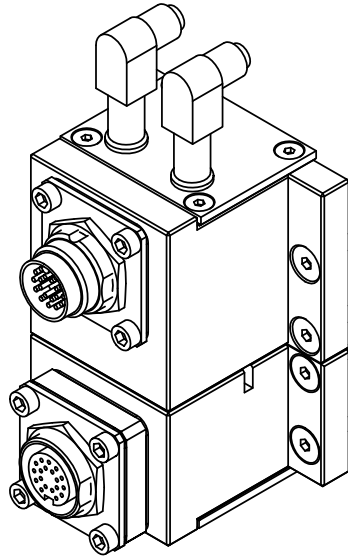
DRAWN BY: D. Wagner 9/10/07		TITLE		
CHECKED BY: DTM 9/12/07		RM19R-M with RM19-T Module Drawing		
SCALE	SIZE	DRAWING NUMBER		REVISION
1:1	B	9630-20-RM19R-M RM19-T		03
PROJECT #	SHEET 1 OF 2			

Rev.	Description	Initiator	Date
-	See Sheet1	-	-

RM19R-M
Master Side
(Turck BSFD 19)



X = Not Used




RM19R to RM14 Pin Out

Turck
PKW 3Z0.4
Lock & Unlock
Cables

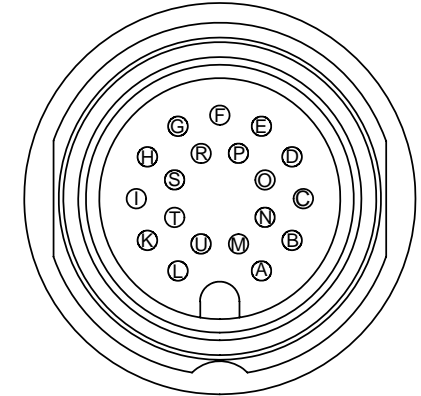
RM19R Master
Turck BSFD
Male Connector

RM14 Tool
Turck BKFD
Female Connector



Warning: These connections
are not straight-through

RM14-T
Tool Side
(Turck BKFD 19)

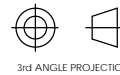


Notes:

- Views of connectors are 4:1 scale.
- Pin "U" on the Turck connector is First-to-Mate Last-to-Break at Tool Changer interface. This pin is recommended for use as ground.

NOTES: UNLESS OTHERWISE SPECIFIED.

DO NOT SCALE DRAWING. ALL DIMENSIONS ARE IN INCHES.



3rd ANGLE PROJECTION



1031 Goodworth Drive, Apex, NC 27539, USA
Tel: +1.919.772.0115 Email: info@ati-ia.com
Fax: +1.919.772.8259 www.ati-ia.com
ISO 9001 Registered Company

PROPERTY OF ATI INDUSTRIAL AUTOMATION, INC. NOT TO BE REPRODUCED IN ANY MANNER EXCEPT ON ORDER OR WITH PRIOR WRITTEN AUTHORIZATION OF ATI.

DRAWN BY: D. Wagner 9/10/07		TITLE	
CHECKED BY: DTM 9/12/07		RM19R-M with RM19-T Module Drawing	
SCALE	SIZE	DRAWING NUMBER	REVISION
1:1	B	9630-20-RM19R-M RM19-T	03