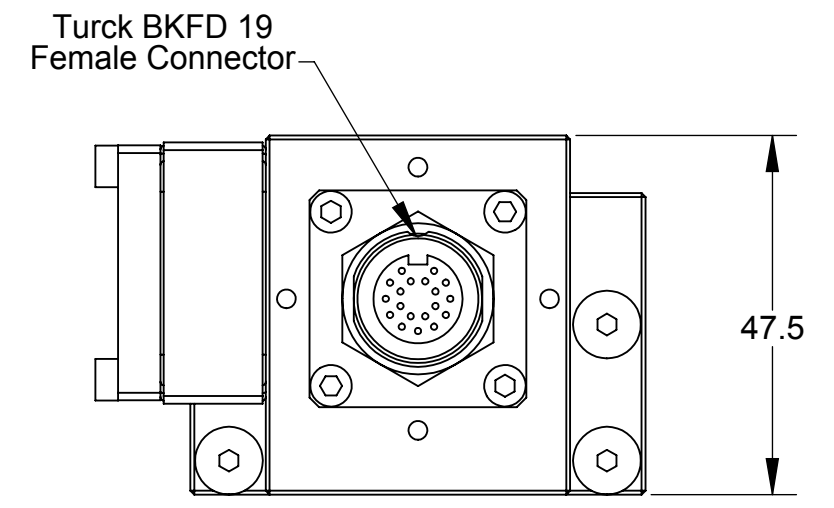
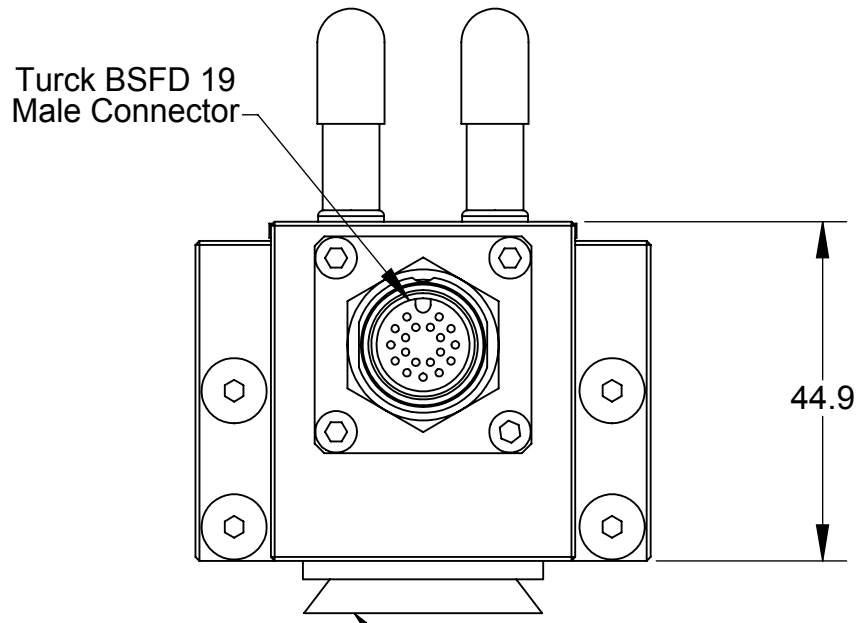
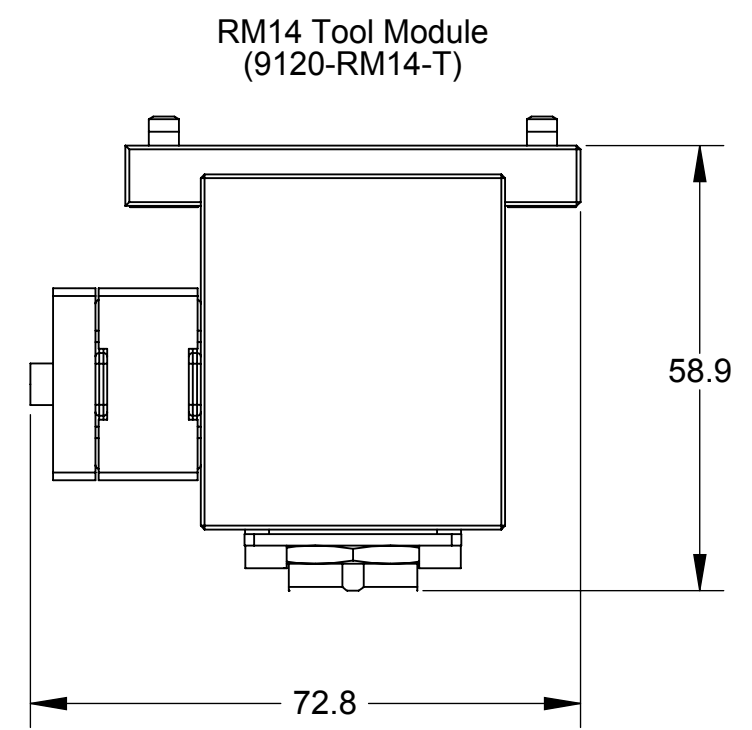
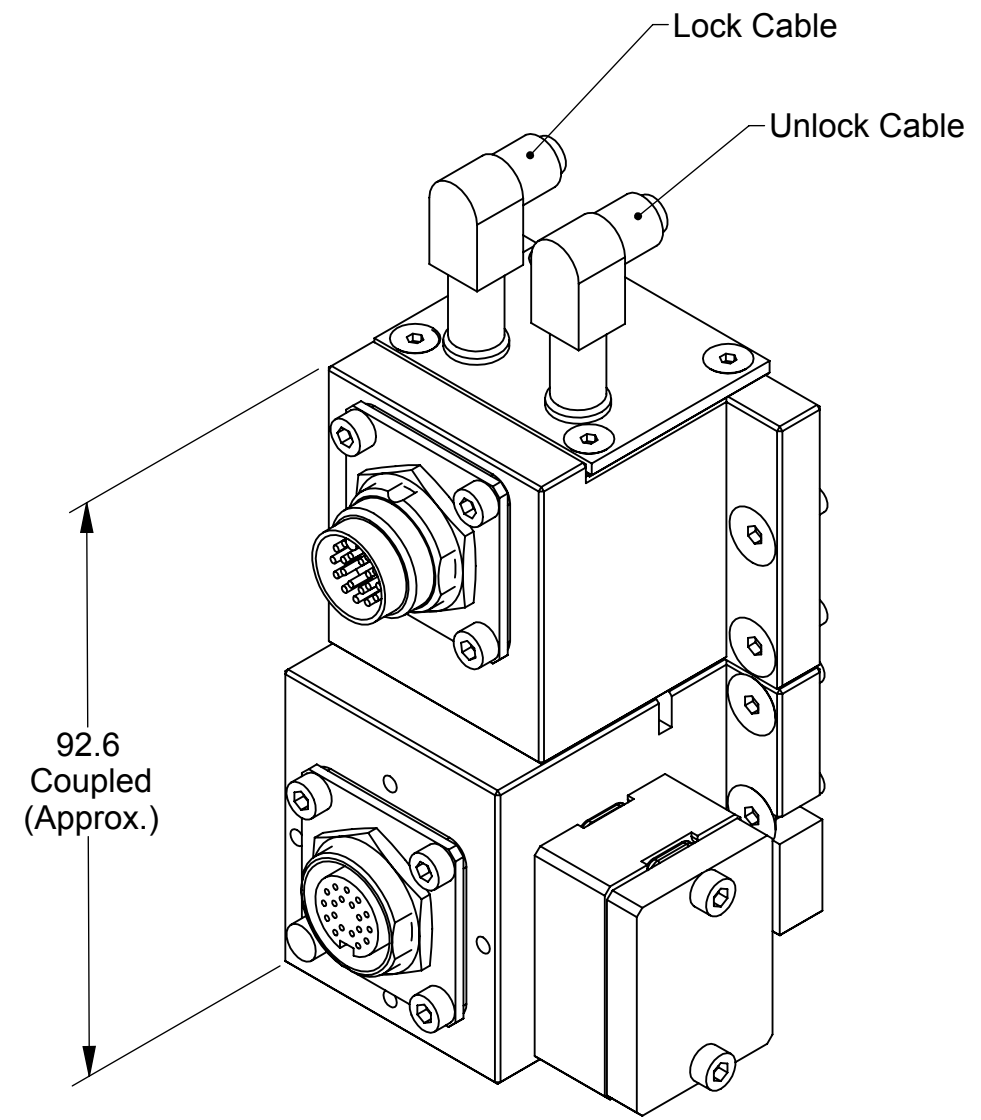
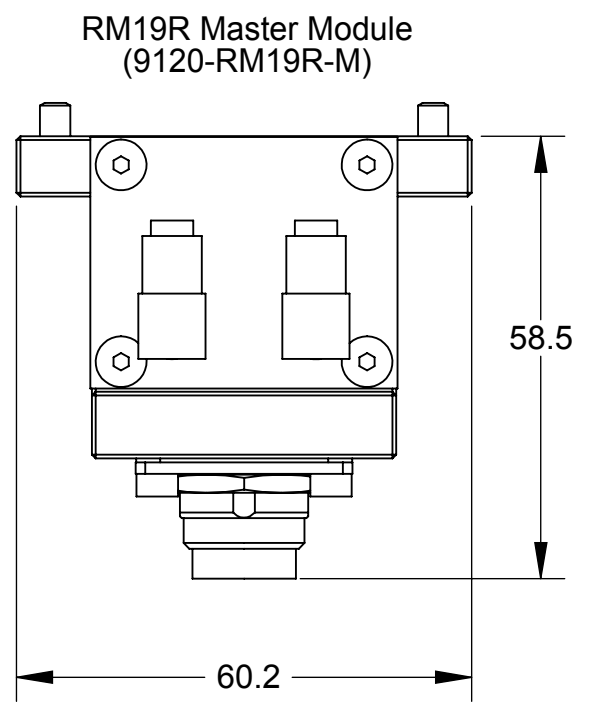
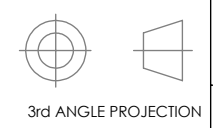


Rev.	Description	Initiator	Date
02	ECO 18382: Sheet 2: Removed Pin O rating. Added "Tool-ID Switch is rated for 0.1A / 30VDC" note.	TBC	10/24/2019



NOTES: UNLESS OTHERWISE SPECIFIED.

DO NOT SCALE DRAWING. ALL DIMENSIONS ARE IN MILLIMETERS.



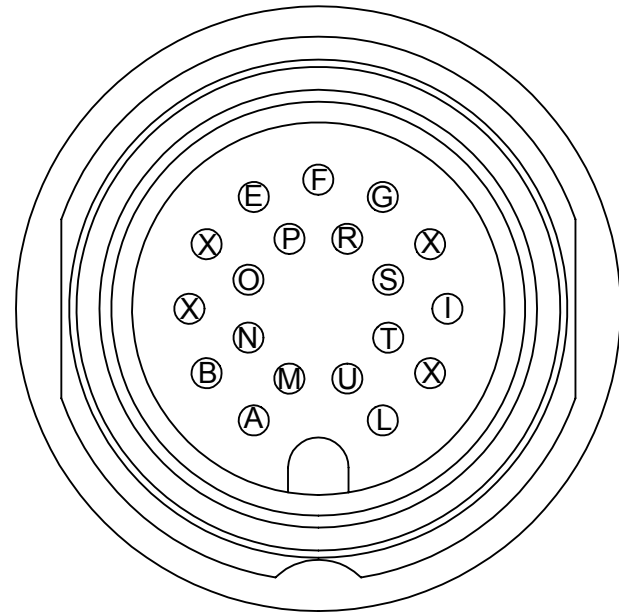
1031 Goodworth Drive, Apex, NC 27539, USA
Tel: +1.919.772.0115 www.ati-ia.com
Fax: +1.919.772.8259 ISO 9001 Registered Company

PROPERTY OF ATI INDUSTRIAL AUTOMATION, INC. NOT TO BE REPRODUCED IN ANY MANNER EXCEPT ON ORDER OR WITH PRIOR WRITTEN AUTHORIZATION OF ATI.

DRAWN BY: J. Williams 8/13/07		TITLE	
CHECKED BY: D. Wagner 8/14/07		RM19R-M with RM14-T Module Drawing	
PROJECT # -	SHEET 1 OF 2	SCALE	REVISION
		1:1	02
SIZE	DRAWING NUMBER		
B	9630-20-RM19R-M RM14-T		

RM19R to RM14 Pin Out

RM19R-M
Master Side
(Turck BSFD 19)



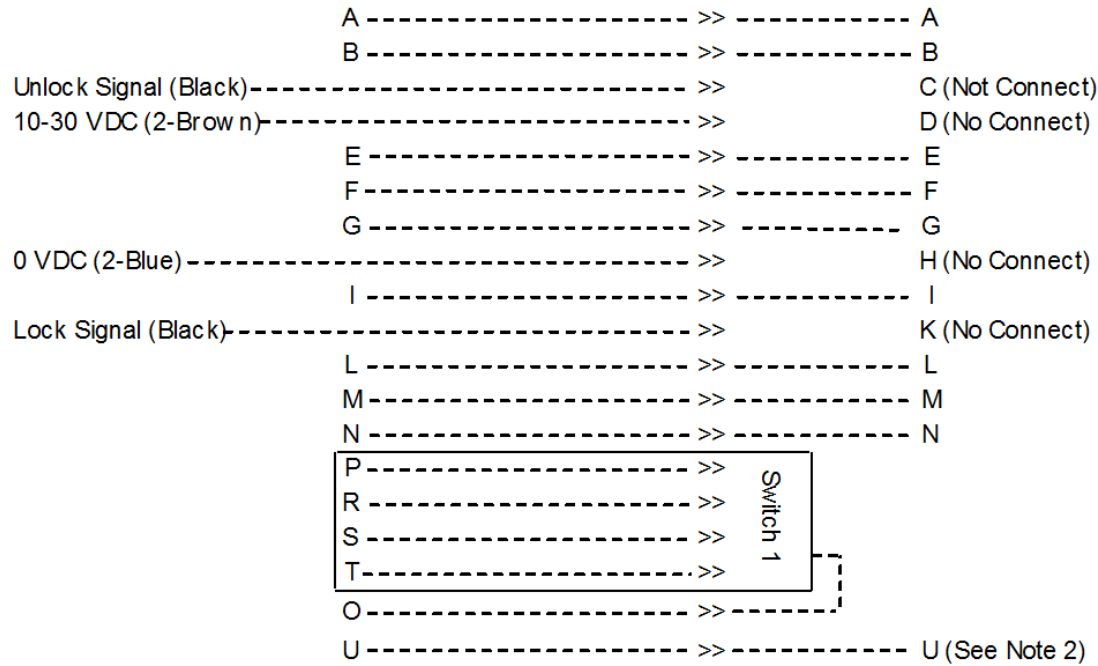
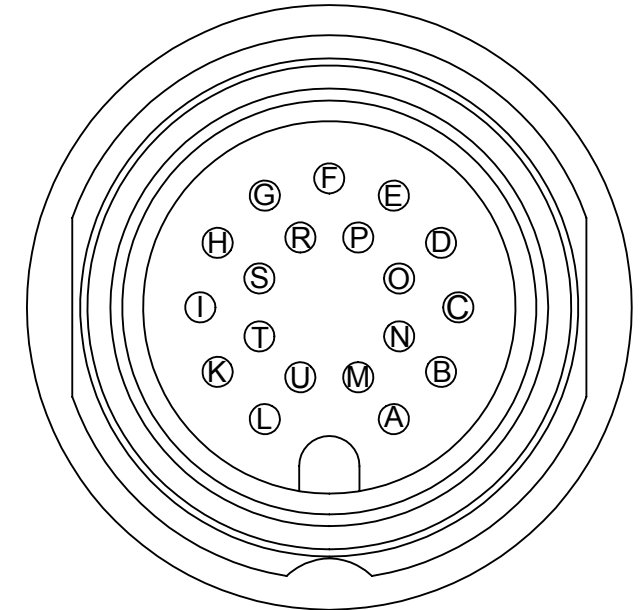
X = Not Used

Turck
PKW 3Z-0.4
Lock & Unlock
Cables

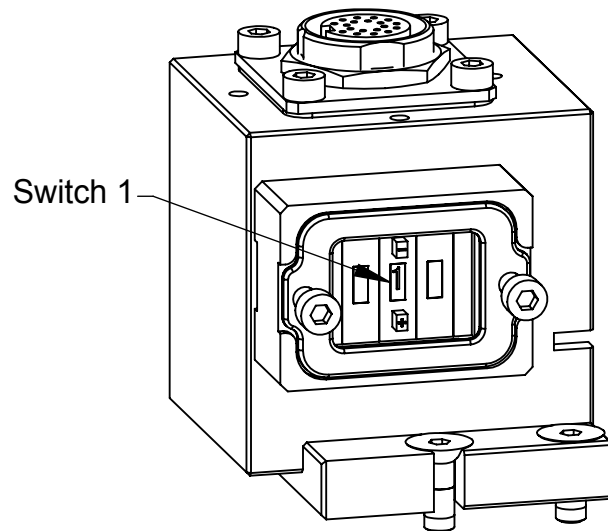
RM19R Master
Turck BSFD
Male Connector

RM14 Tool
Turck BKFD
Female Connector

RM14-T
Tool Side
(Turck BKFD 19)



RM14-T



Signal Legend

Pin U: 0 VDC (recommended)
Pin O: Tool ID

Binary Output of Tool ID

Switch Selection	Pin	Pin	Pin	Pin
	P	S	R	T
0	0	0	0	0
1	0	0	0	1
2	0	0	1	0
3	0	0	1	1
4	0	1	0	0
5	0	1	0	1
6	0	1	1	0
7	0	1	1	1
8	1	0	0	0
9	1	0	0	1

Notes:

- Views of connectors are 4:1 scale.
- Pin "U" on the Turck connector is First-to-Mate Last-to-Break at Tool Changer interface. This pin is recommended for use as ground.
- Tool-ID Switch is rated for 0.1A / 30VDC.

NOTES: UNLESS OTHERWISE SPECIFIED.

DO NOT SCALE DRAWING. ALL DIMENSIONS ARE IN MILLIMETERS.



3rd ANGLE PROJECTION



1031 Goodworth Drive, Apex, NC 27539, USA
Tel: +1.919.772.0115 www.ati-ia.com
Fax: +1.919.772.8259 ISO 9001 Registered Company

PROPERTY OF ATI INDUSTRIAL AUTOMATION, INC. NOT TO BE REPRODUCED IN ANY MANNER EXCEPT ON ORDER OR WITH PRIOR WRITTEN AUTHORIZATION OF ATI.

DRAWN BY: J. Williams 8/13/07		TITLE	
CHECKED BY: D. Wagner 8/14/07		RM19R-M with RM14-T Module Drawing	
PROJECT # -	SHEET 2 OF 2	SCALE	REVISION
		1:1	02
		SIZE	DRAWING NUMBER
		B	9630-20-RM19R-M RM14-T