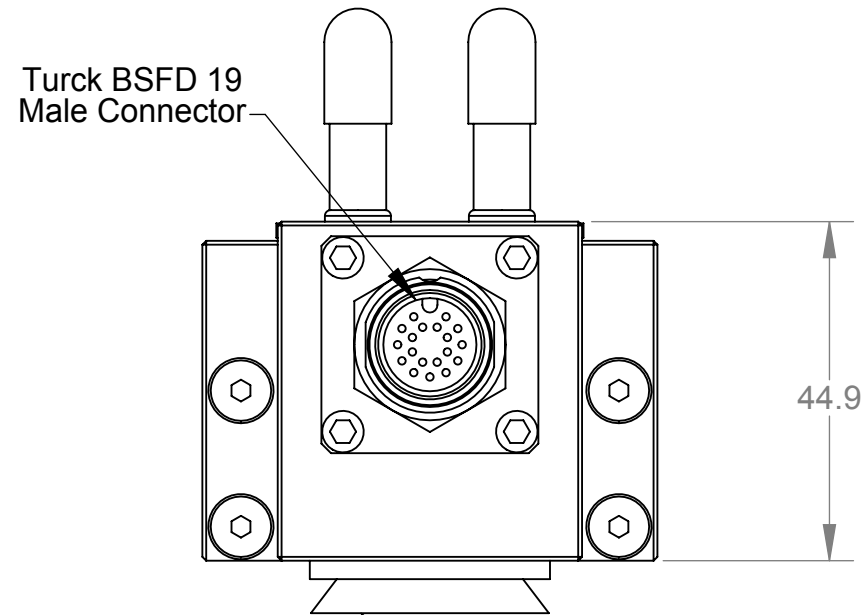
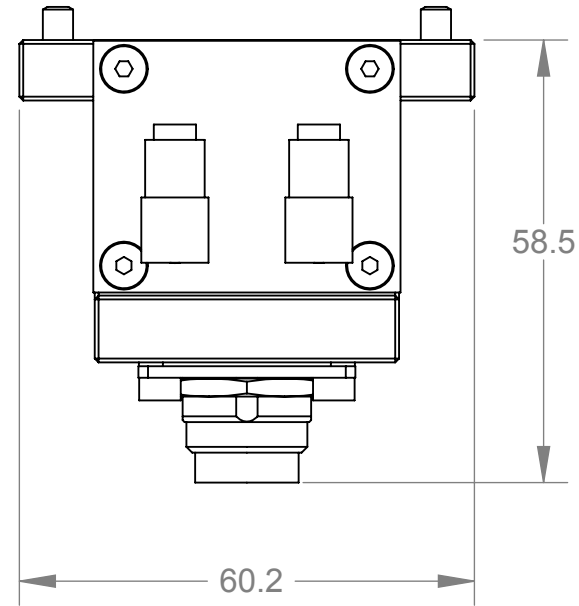
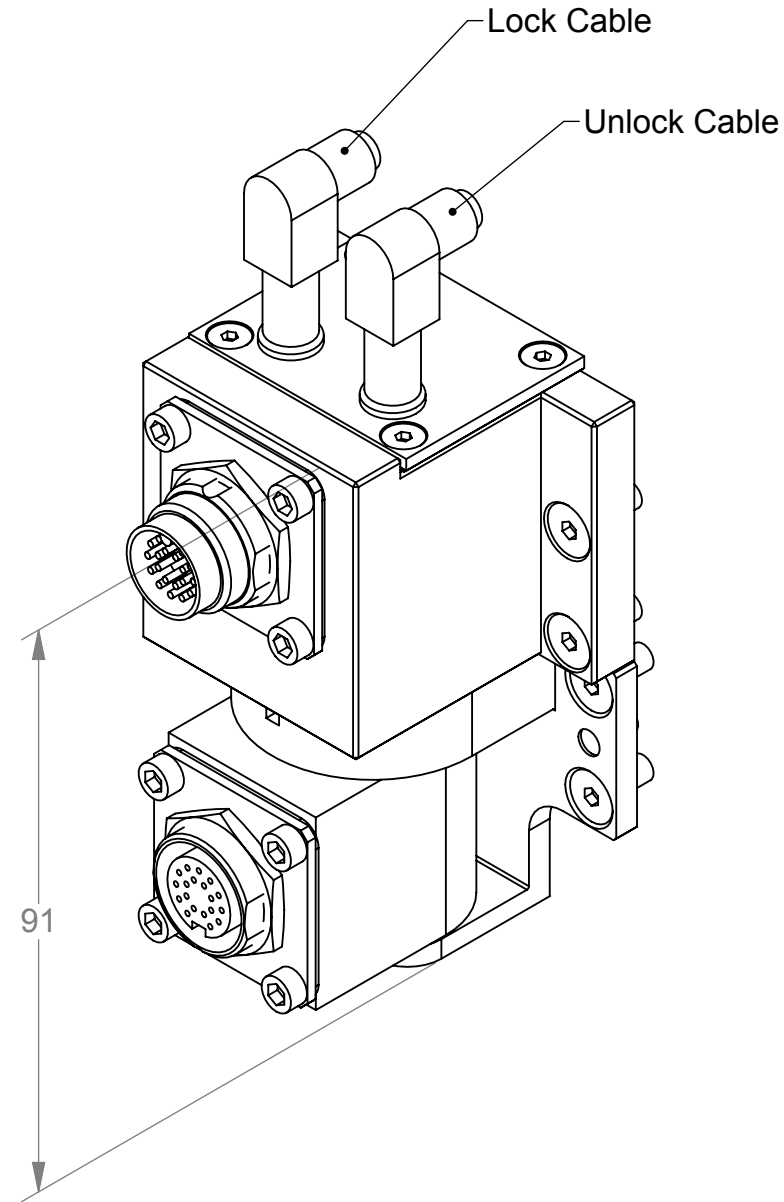


Rev.	Description	Initiator	Date
01	Initial issue	KLP	10/3/07

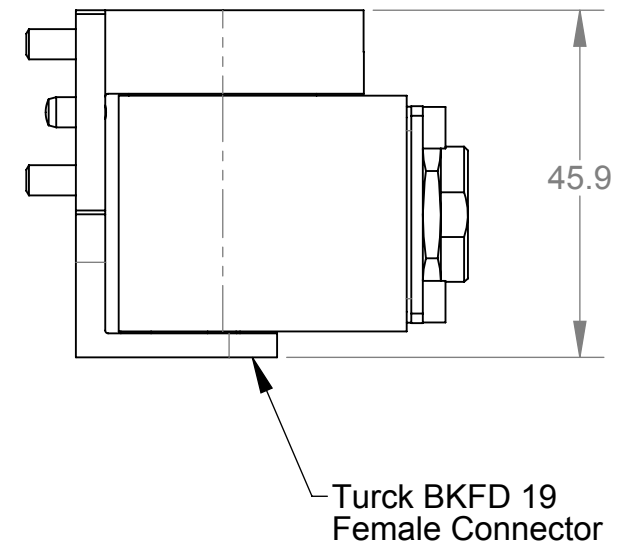
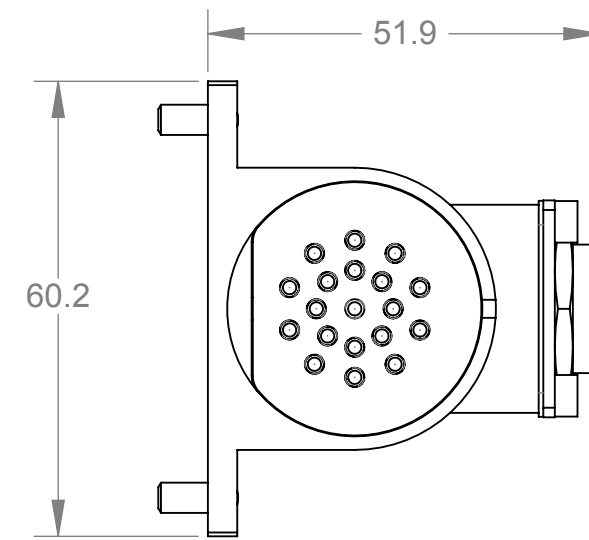
RM19R Master Module  
(9120-RM19R-M)



Serviceable Part:  
(V-Ring)  
4010-0000030-01



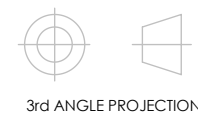
GM19 Tool Module  
(9120-GM19-T)



NOTES: UNLESS OTHERWISE SPECIFIED  
 DO NOT SCALE DRAWING. DRAWN IN SOLIDWORKS.  
 ALL DIMENSIONS ARE IN MILLIMETERS.



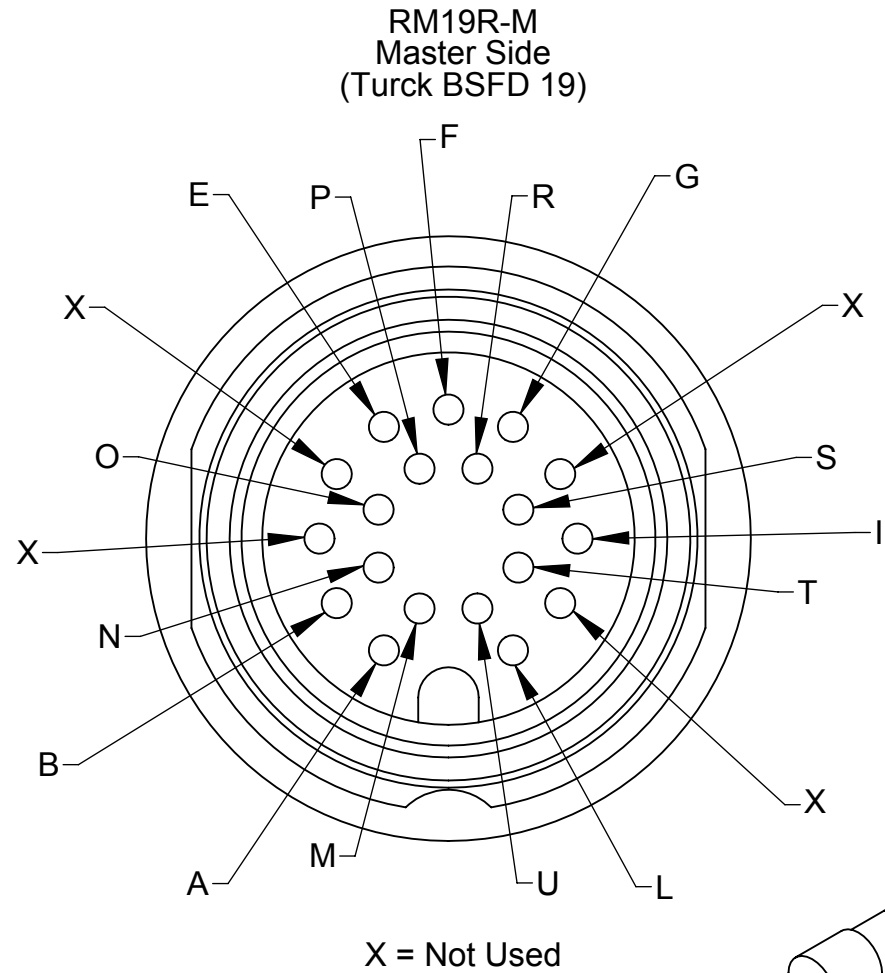
1031 Goodworth Drive, Apex, NC 27539, USA  
 Tel: +1.919.772.0115 Email: info@ati-ia.com  
 Fax: +1.919.772.8259 www.ati-ia.com  
 ISO 9001 Registered Company



DRAWN BY: K Potts 10/3/07		TITLE RM19R-M with GM19-T Module Drawing	
CHECKED BY: -----		SCALE 1:1	DRAWING NUMBER 9630-20-RM19R-M GM19-T-01
WEIGHT LBS: .90		SIZE B	DATE:
ASSEMBLY REF:		PRODUCT RELEASE # -	SHEET 1 OF 2

Rev.	Description	Initiator	Date
-	See Sheet1	-	-

RM19R to GM19 Pin Out




Turck  
PKW 3Z-0.4  
Lock & Unlock  
Cables

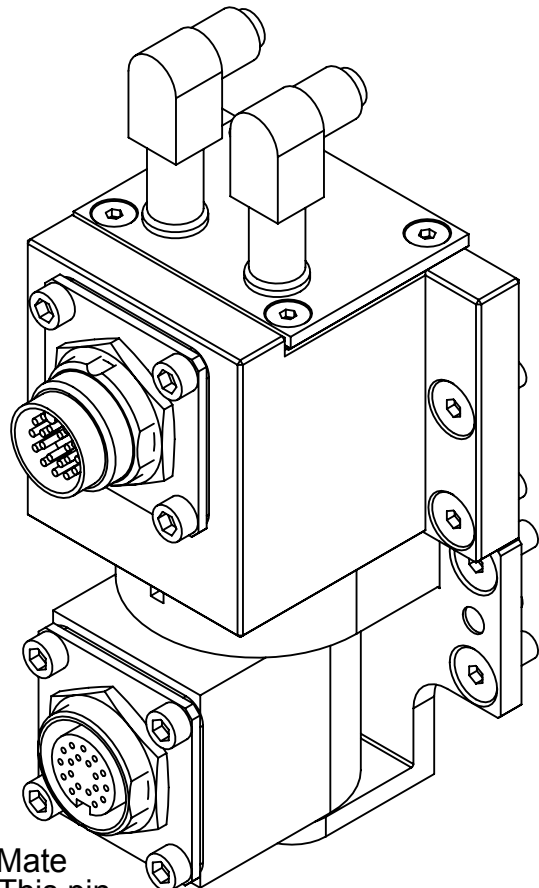
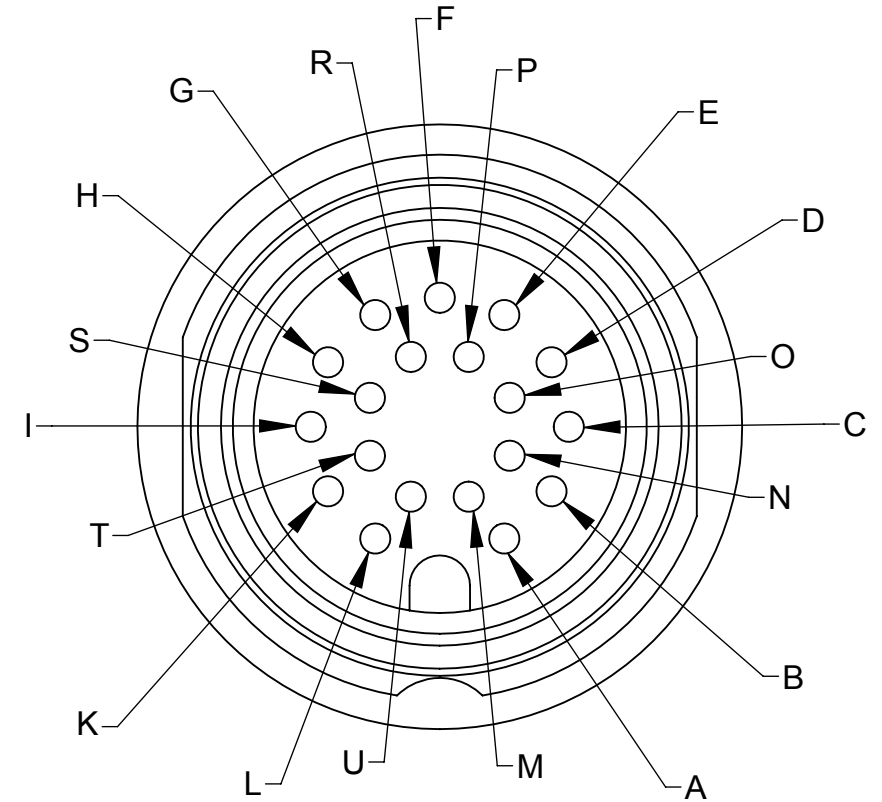
RM19R Master  
Turck BSFD  
Male Connector

GM19 Tool  
Turck BKFD  
Female Connector

GM19-T  
Tool Side  
(Turck BKFD 19)



Warning: These connections  
are not straight-through



- Notes:
- Views of connectors are 4:1 scale.
  - Pin "U" on the Turck connector is First-to-Mate Last-to-Break at Tool Changer interface. This pin is recommended for use as ground.

NOTES: UNLESS OTHERWISE SPECIFIED  
 DO NOT SCALE DRAWING. DRAWN IN SOLIDWORKS.  
 ALL DIMENSIONS ARE IN MILLIMETERS.



1031 Goodworth Drive, Apex, NC 27539, USA  
 Tel: +1.919.772.0115 Email: info@ati-ia.com  
 Fax: +1.919.772.8259 www.ati-ia.com  
 ISO 9001 Registered Company

DRAWN BY: K Potts 10/3/07		TITLE RM19R-M with GM19-T Module Drawing	
CHECKED BY: -----		SCALE 1:1	SIZE B
WEIGHT LBS: .90		DRAWING NUMBER 9630-20-RM19R-M GM19-T-01	
ASSEMBLY REF:		PRODUCT RELEASE # -	DATE:
		SHEET 2 OF 2	

