


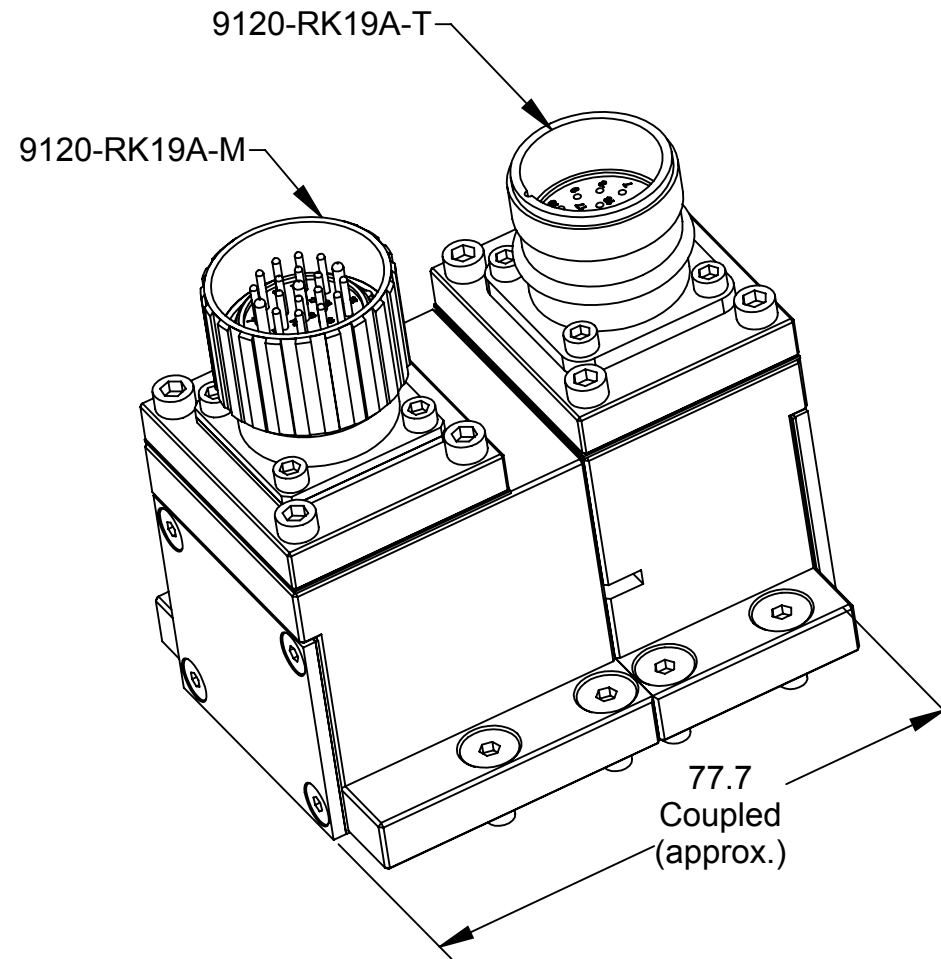
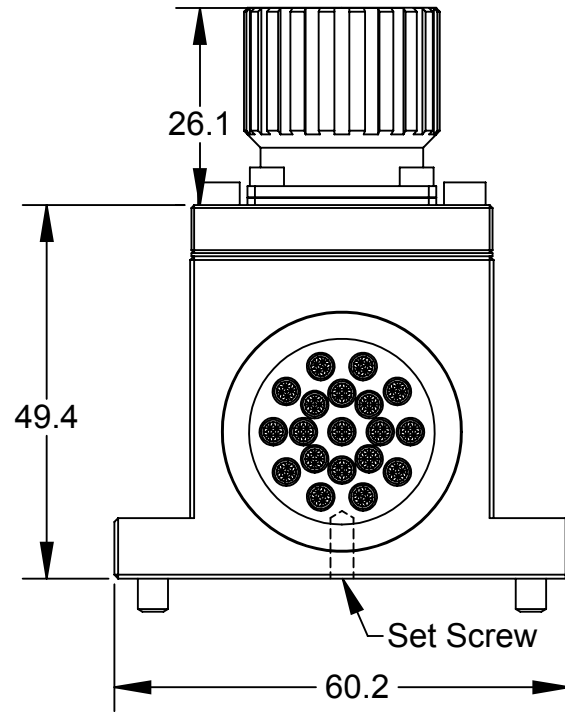
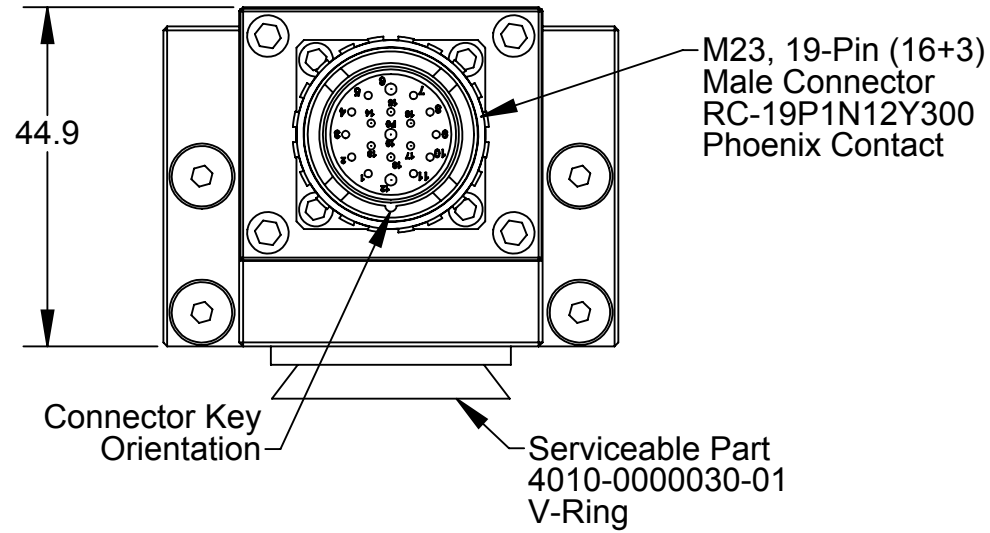
Rev.	Description	Initiator	Date
01P	Initial Release	PDL	12/31/14



" DANGER!" - Electrical Shock Hazard

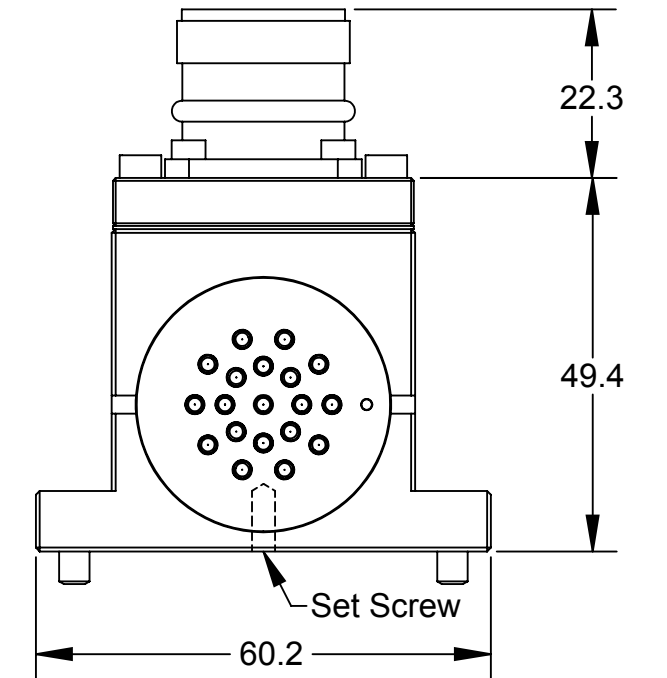
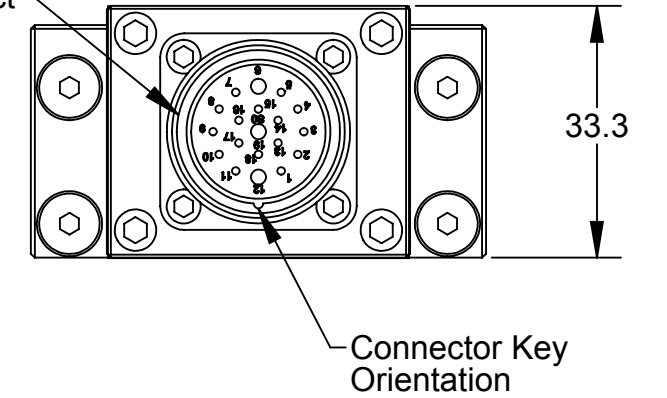
This module has a Voltage of 50V or greater, NO contact should be attempted before removing power. This especially includes separation or insertion of the mating connectors or any contact with the tool changer or its components."

9120-RK19A-M



M23, 19-Pin (16+3)
Female Connector
RC-19S1N122200
Phoenix Contact

9120-RK19A-T



Notes:

1. Module Electrical rating: 3A / 150 VAC
2. Customer approval of electrical schematic is required.
3. Customer is to approve connector selection and orientation.
4. See Sheet 3 for module wiring schematic.
5. See Sheet 2 for Customer Interface information.

NOTES: UNLESS OTHERWISE SPECIFIED.

DO NOT SCALE DRAWING. ALL DIMENSIONS ARE IN MILLIMETERS.



3rd ANGLE PROJECTION



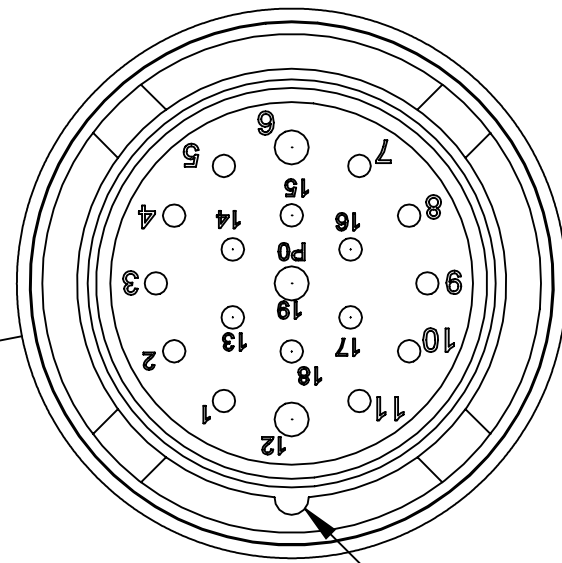
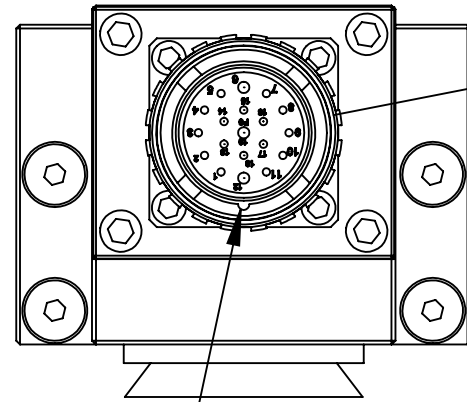
1031 Goodworth Drive, Apex, NC 27539, USA
Tel: +1.919.772.0115 Email: info@ati-ia.com
Fax: +1.919.772.8259 www.ati-ia.com
ISO 9001 Registered Company

PROPERTY OF ATI INDUSTRIAL AUTOMATION, INC. NOT TO BE REPRODUCED IN ANY MANNER EXCEPT ON ORDER OR WITH PRIOR WRITTEN AUTHORIZATION OF ATI.

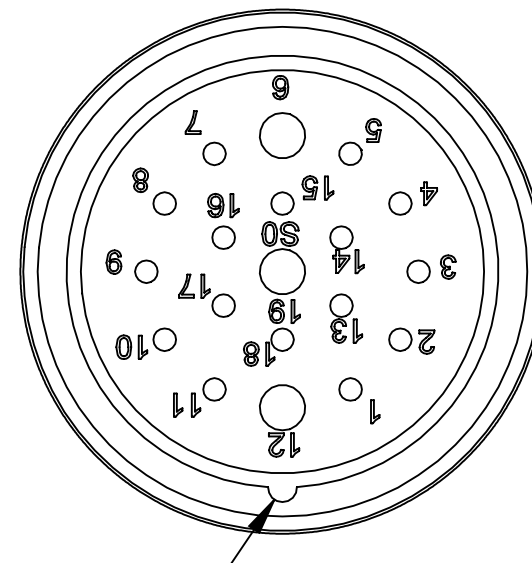
DRAWN BY: P.Luczka, 1/5/15		TITLE	
CHECKED BY: W.Berrocal, 1/6/15 L.Jamshidi, 1/6/15		RK19A Electrical Module Customer Drawing	
PROJECT # 141231-2 SHEET 1 OF 3	SCALE 1:1	SIZE B	DRAWING NUMBER 9630-20-RK19A
			REVISION 01P

Rev.	Description	Initiator	Date
-	See Sheet1	-	-

9120-RK19A-M

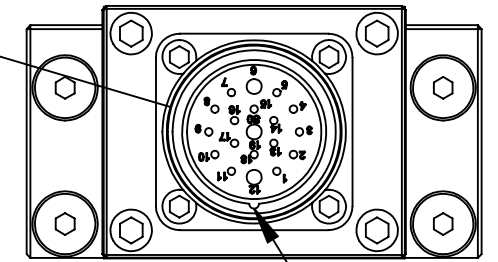


DETAIL B
SCALE 3 : 1



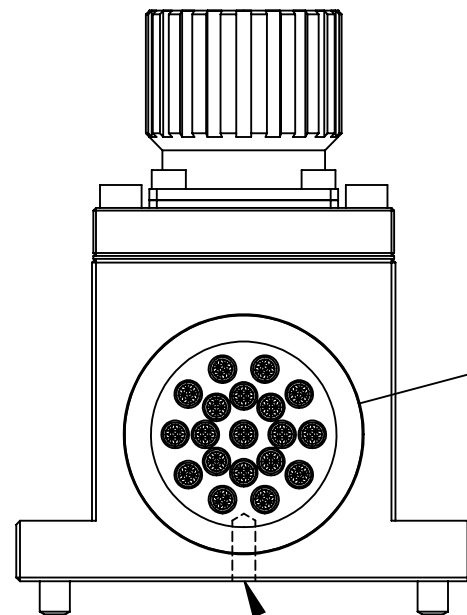
Key
DETAIL E
SCALE 3 : 1

9120-RK19A-T

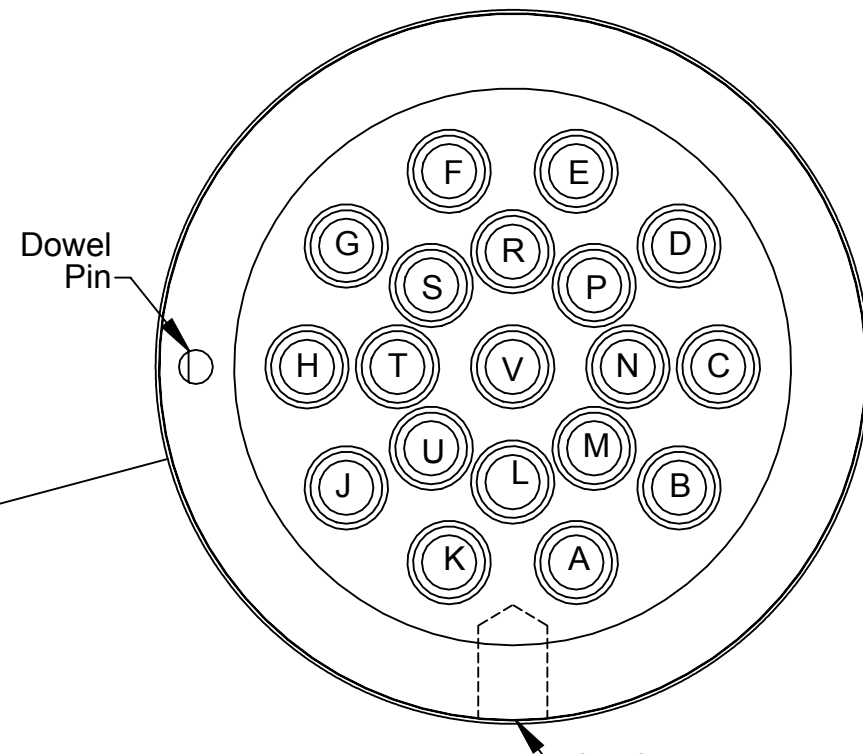


Key Orientation

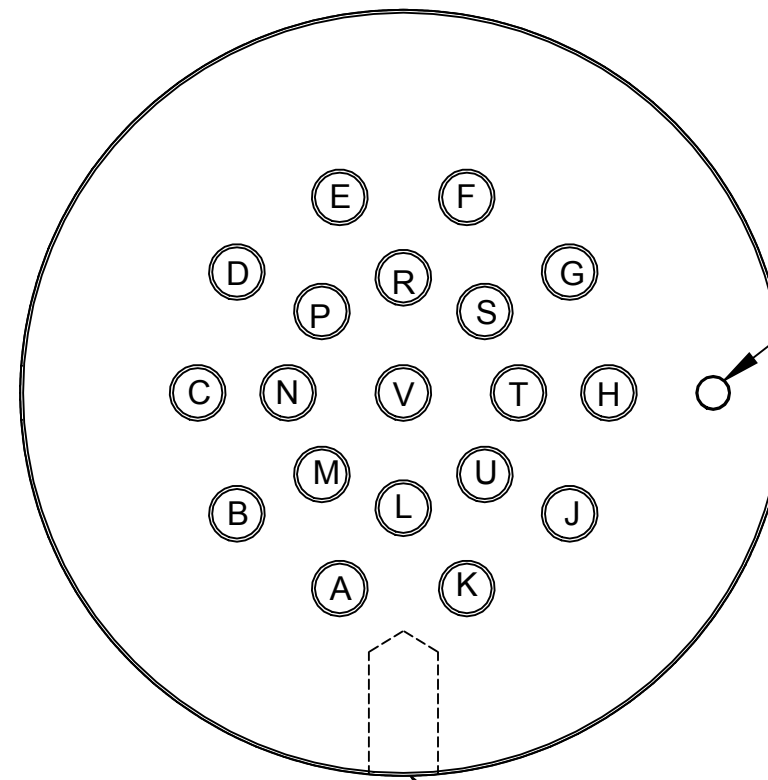
Key Orientation



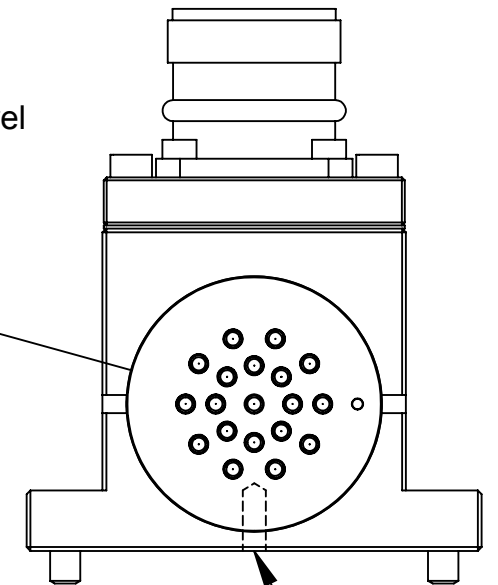
Set Screw



Dowel Pin
Set Screw
DETAIL A
SCALE 3 : 1



Dowel Pin
Set Screw
DETAIL D
SCALE 3 : 1



Set Screw

NOTES: UNLESS OTHERWISE SPECIFIED.

DO NOT SCALE DRAWING. ALL DIMENSIONS ARE IN MILLIMETERS.



1031 Goodworth Drive, Apex, NC 27539, USA
Tel: +1.919.772.0115 Email: info@ati-ia.com
Fax: +1.919.772.8259 www.ati-ia.com
ISO 9001 Registered Company

PROPERTY OF ATI INDUSTRIAL AUTOMATION, INC. NOT TO BE REPRODUCED IN ANY MANNER EXCEPT ON ORDER OR WITH PRIOR WRITTEN AUTHORIZATION OF ATI.



3rd ANGLE PROJECTION


DRAWN BY: P.Luczka, 1/5/15		TITLE	
CHECKED BY: W.Berrocal, 1/6/15 L.Jamshidi, 1/6/15		RK19A Electrical Module Customer Drawing	
PROJECT # 141231-2 SHEET 2 OF 3	SCALE 1:1	SIZE B	DRAWING NUMBER 9630-20-RK19A
			REVISION 01P

Rev.	Description	Initiator	Date
-	See Sheet1	-	-

9120-RK19A-M

**ATI 19-Pin
Block**

9120-RK19A-T



**M23, 19-Pin (16+3)
Male Connector
RC-19P1N12Y300
Phoenix Contact**

**M23, 19-Pin (16+3)
Female Connector
RC-19S1N122200
Phoenix Contact**

Notes:

1. ATI Pin "V" is "First-To-Mate and Last-To-Break" contact, recommended as ground.

NOTES: UNLESS OTHERWISE SPECIFIED.

DO NOT SCALE DRAWING. ALL DIMENSIONS ARE IN MILLIMETERS.



3rd ANGLE PROJECTION



1031 Goodworth Drive, Apex, NC 27539, USA
Tel: +1.919.772.0115 Email: info@ati-ia.com
Fax: +1.919.772.8259 www.ati-ia.com
ISO 9001 Registered Company

PROPERTY OF ATI INDUSTRIAL AUTOMATION, INC. NOT TO BE REPRODUCED IN ANY MANNER EXCEPT ON ORDER OR WITH PRIOR WRITTEN AUTHORIZATION OF ATI.

DRAWN BY: P.Luczka, 1/5/15		TITLE	
CHECKED BY: W.Berrocal, 1/6/15 L.Jamshidi, 1/6/15		RK19A Electrical Module Customer Drawing	
PROJECT #	141231-2	SHEET	OF 3
SCALE	1:1	SIZE	B
DRAWING NUMBER	9630-20-RK19A		REVISION
			01P