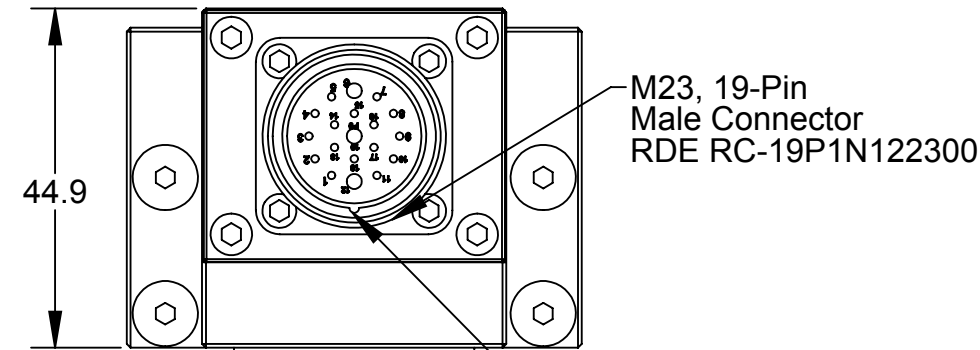


**"DANGER!" - Electrical Shock Hazard**

This module has a Voltage of 50V or greater, NO contact should be attempted before removing power. This especially includes separation or insertion of the mating connectors or any contact with the tool changer or its components.

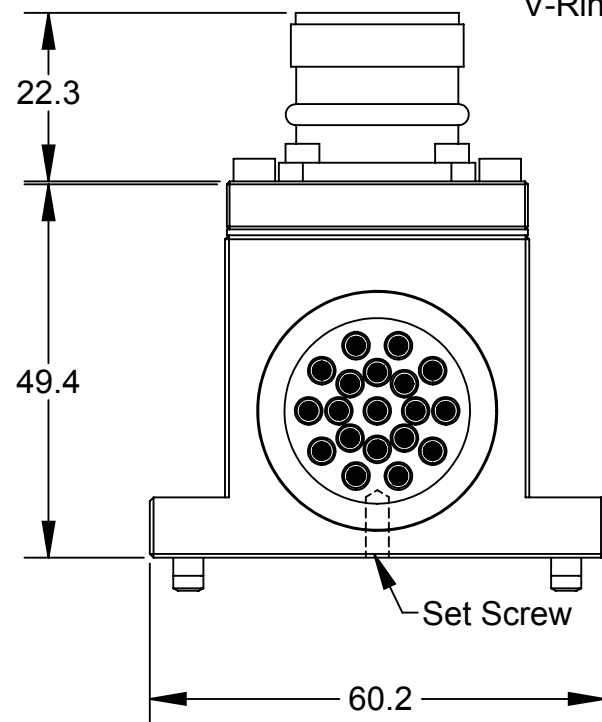
Rev.	Description	Initiator	Date
04	Eco 17874; Changed Tool Side Connector Height Dimension from 26.1 to 32.1; Changed Female Connector Manufacturing Part Number from RC-1RS1N12Y300 to Intercontec ADFA558FR92000151000.	CF	4/17/2019

**9120-RK19-M**



Connector Key Orientation

Serviceable Part  
4010-000030-01  
V-Ring

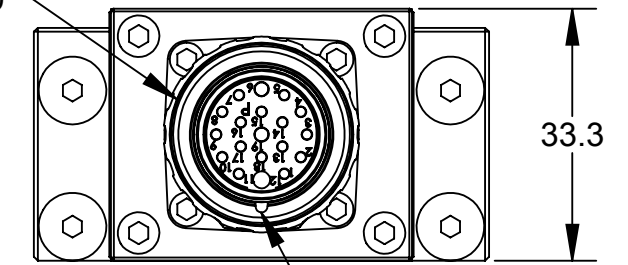


Set Screw

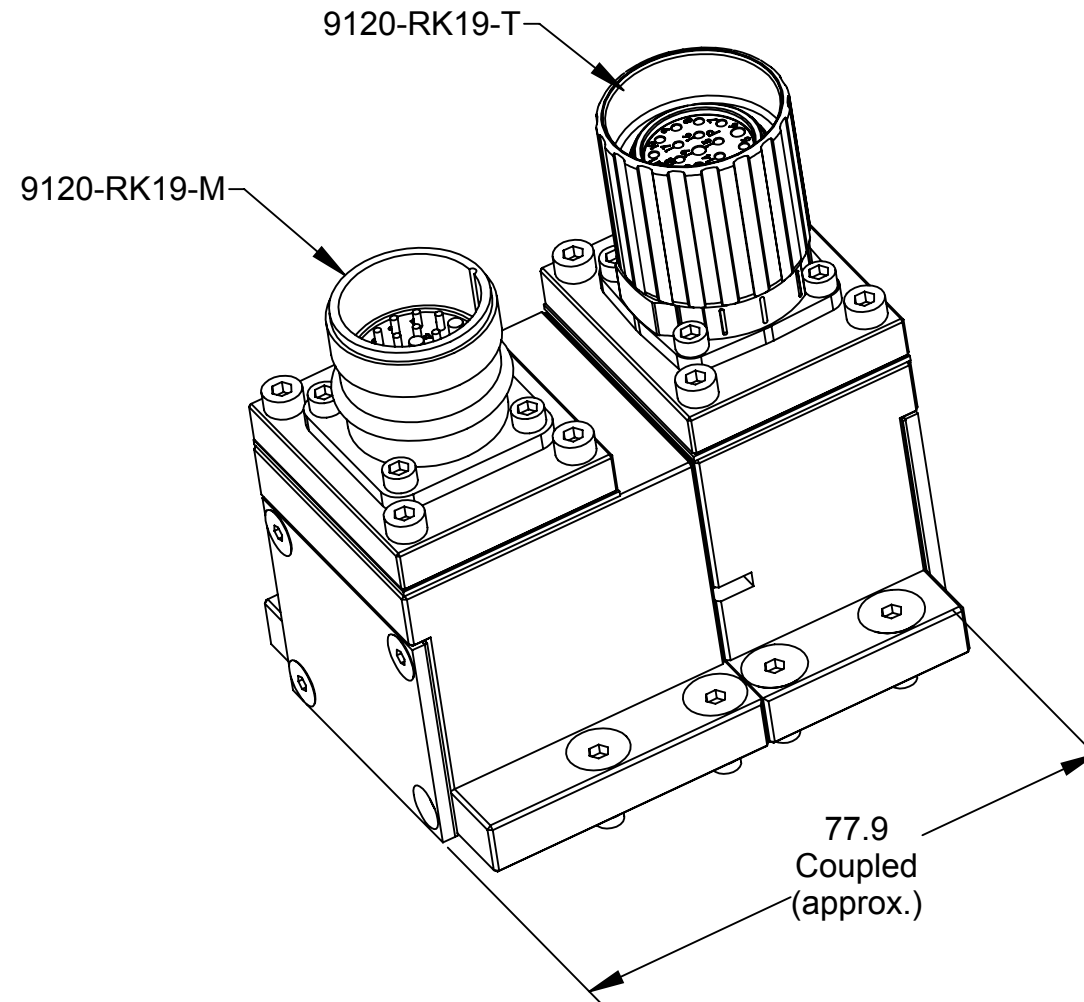
60.2

M23, 19-Pin  
Female Connector  
Intercontec  
ADFA558FR92000151000

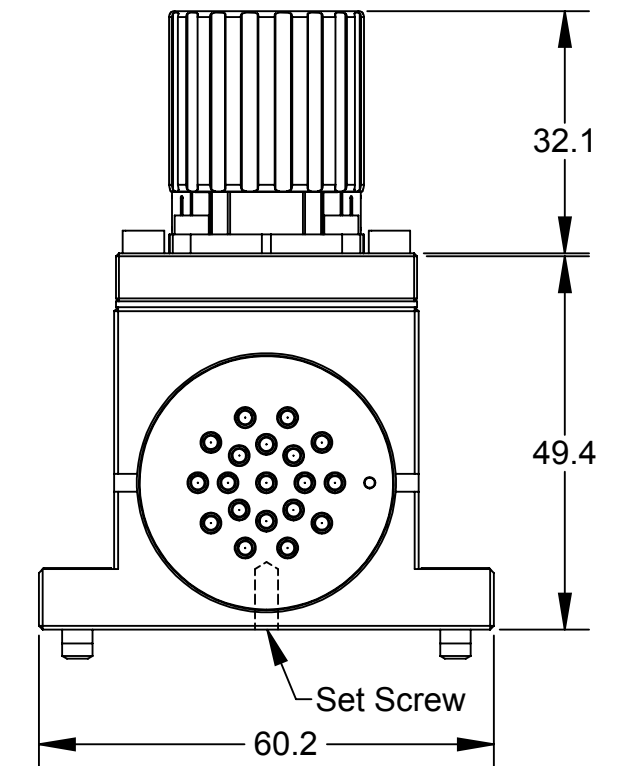
**9120-RK19-T**



Connector Key Orientation



77.9  
Coupled  
(approx.)



Set Screw

60.2

**Notes:**

1. Module Electrical rating: 3A / 150V
2. Customer approval of electrical schematic is required.
3. Customer is to approve connector selection and orientation.
4. See sheet 3 for module wiring schematic.
5. See Sheet 2 for Customer Interface information.

NOTES: UNLESS OTHERWISE SPECIFIED.

DO NOT SCALE DRAWING.  
ALL DIMENSIONS ARE IN  
MILLIMETERS.



3rd ANGLE PROJECTION

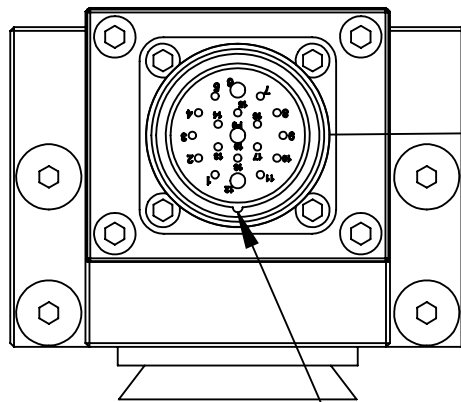


1031 Goodworth Drive, Apex, NC 27539, USA  
Tel: +1.919.772.0115 Email: info@ati-ia.com  
Fax: +1.919.772.8259 www.ati-ia.com  
ISO 9001 Registered Company

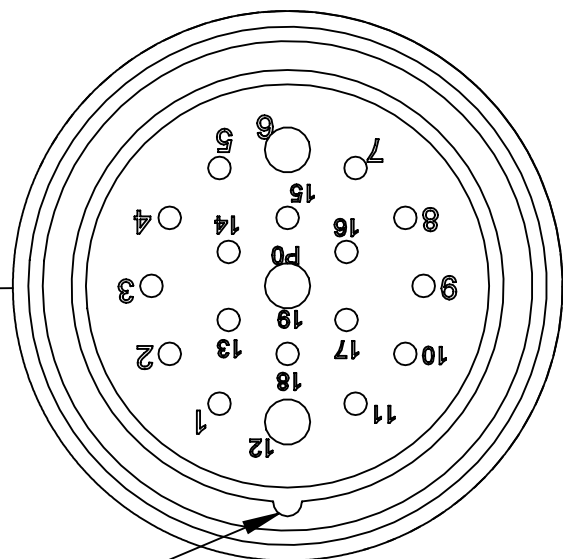
PROPERTY OF ATI INDUSTRIAL AUTOMATION, INC. NOT TO BE REPRODUCED IN ANY MANNER EXCEPT ON ORDER OR WITH PRIOR WRITTEN AUTHORIZATION OF ATI.

DRAWN BY: P.Luczka, 5/8/14		TITLE	
CHECKED BY: A.Takla, 6/27/14 M.Hallmark, 6/30/14		RK19-M / RK19-T Electrical Module Customer Drawing	
PROJECT #	140506-1	SHEET	1 OF 3
SCALE	1:1	SIZE	B
DRAWING NUMBER	9630-20-RK19	REVISION	04

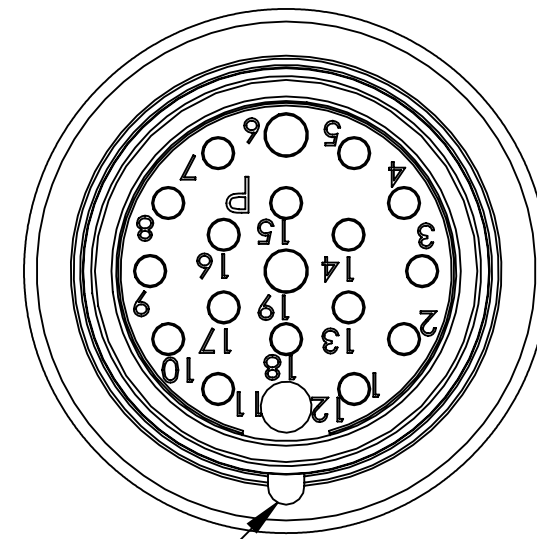
9120-RK19-M



Key Orientation

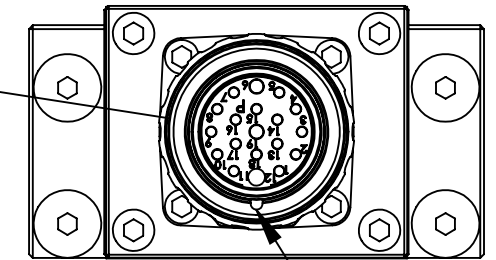


Key  
DETAIL B  
SCALE 3 : 1

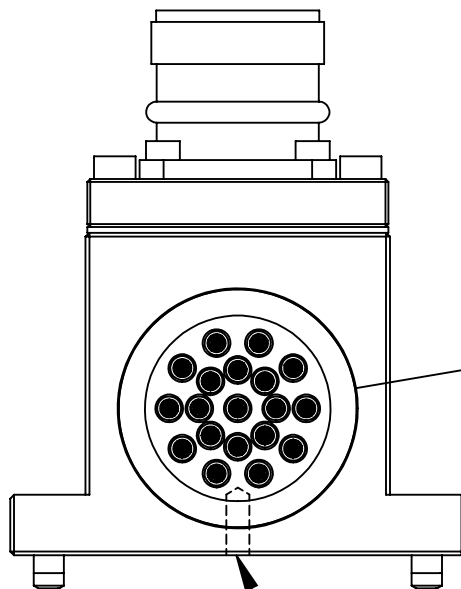


Key  
DETAIL E  
SCALE 3 : 1

9120-RK19-T

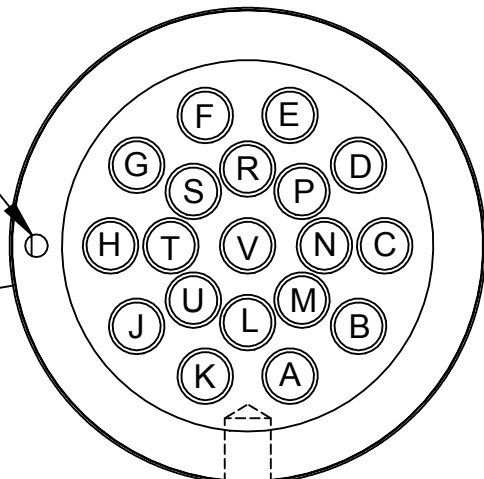


Key Orientation

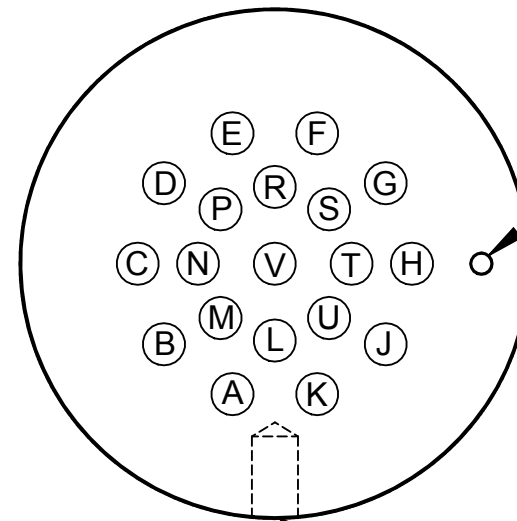


Set Screw

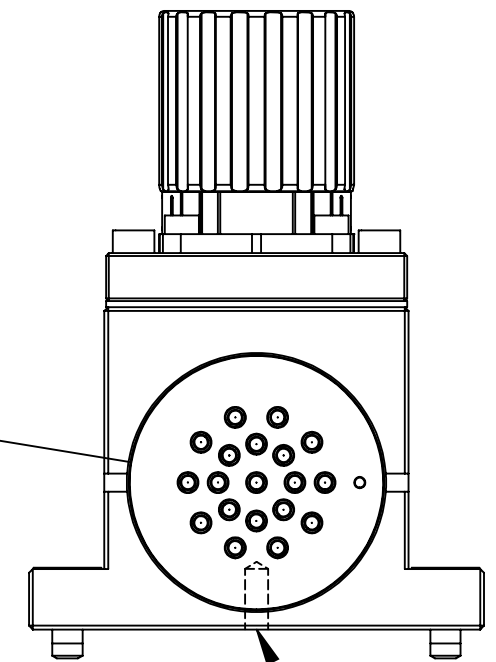
Dowel Pin



Set Screw  
DETAIL A  
SCALE 2 : 1



Set Screw  
DETAIL D  
SCALE 2 : 1



Set Screw

NOTES: UNLESS OTHERWISE SPECIFIED.

DO NOT SCALE DRAWING. ALL DIMENSIONS ARE IN MILLIMETERS.



3rd ANGLE PROJECTION



1031 Goodworth Drive, Apex, NC 27539, USA  
Tel: +1.919.772.0115 Email: info@ati-ia.com  
Fax: +1.919.772.8259 www.ati-ia.com  
ISO 9001 Registered Company

PROPERTY OF ATI INDUSTRIAL AUTOMATION, INC. NOT TO BE REPRODUCED IN ANY MANNER EXCEPT ON ORDER OR WITH PRIOR WRITTEN AUTHORIZATION OF ATI.

DRAWN BY: P.Luczka, 5/8/14

CHECKED BY: A.Takla, 6/27/14

M.Hallmark, 6/30/14

PROJECT # 140506-1 SHEET 2 OF 3

TITLE

RK19-M / RK19-T Electrical Module Customer Drawing

SCALE  
1:1

SIZE  
B

DRAWING NUMBER  
9630-20-RK19

REVISION  
04


9120-RK19-M

ATI 19-Pin  
Block

9120-RK19-T

M23, 19-Pin  
Male Connector

M23, 19-Pin  
Female Connector



Notes:

1. ATI pin "V" is "First-To-Mate and Last-To-Break" contact, recommended as ground.

NOTES: UNLESS OTHERWISE SPECIFIED.

DO NOT SCALE DRAWING. ALL DIMENSIONS ARE IN MILLIMETERS.



3rd ANGLE PROJECTION



1031 Goodworth Drive, Apex, NC 27539, USA  
Tel: +1.919.772.0115 Email: info@ati-ia.com  
Fax: +1.919.772.8259 www.ati-ia.com  
ISO 9001 Registered Company

PROPERTY OF ATI INDUSTRIAL AUTOMATION, INC. NOT TO BE REPRODUCED IN ANY MANNER EXCEPT ON ORDER OR WITH PRIOR WRITTEN AUTHORIZATION OF ATI.

DRAWN BY: P.Luczka, 5/8/14		TITLE	
CHECKED BY: A.Takla, 6/27/14 M.Hallmark, 6/30/14		RK19-M / RK19-T Electrical Module Customer Drawing	
PROJECT #	140506-1	SHEET	3 OF 3
SCALE	1:1	SIZE	B
DRAWING NUMBER	9630-20-RK19		REVISION
			04