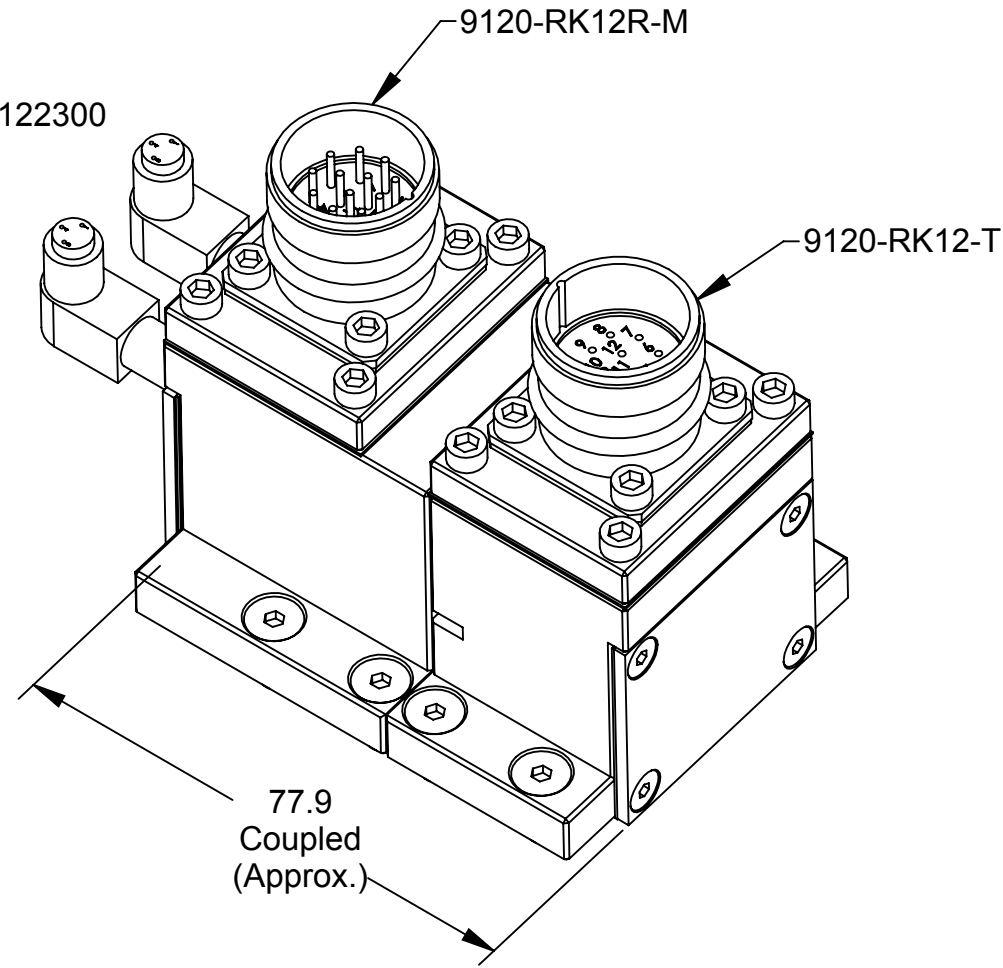
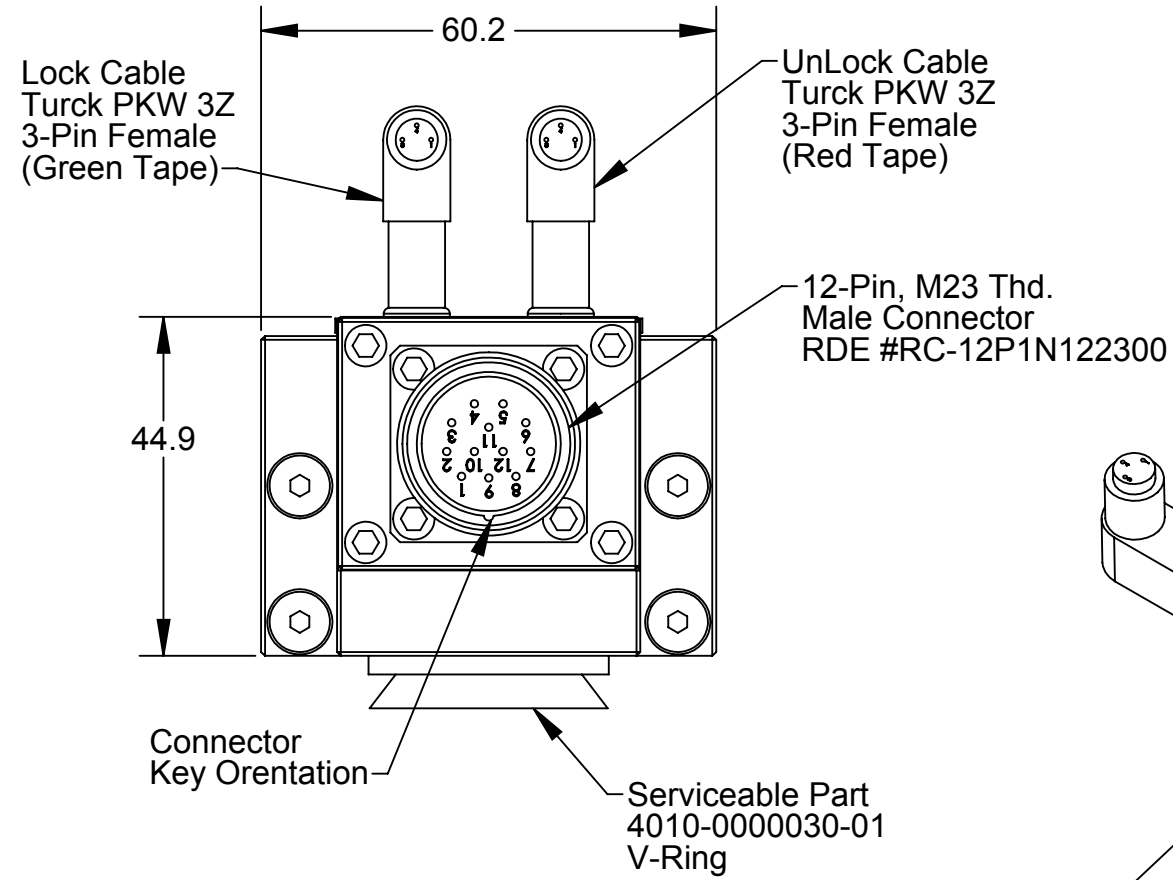
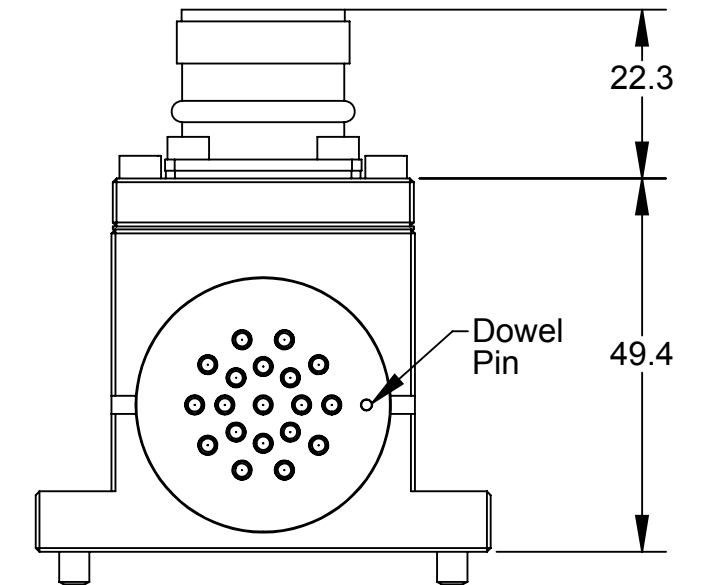
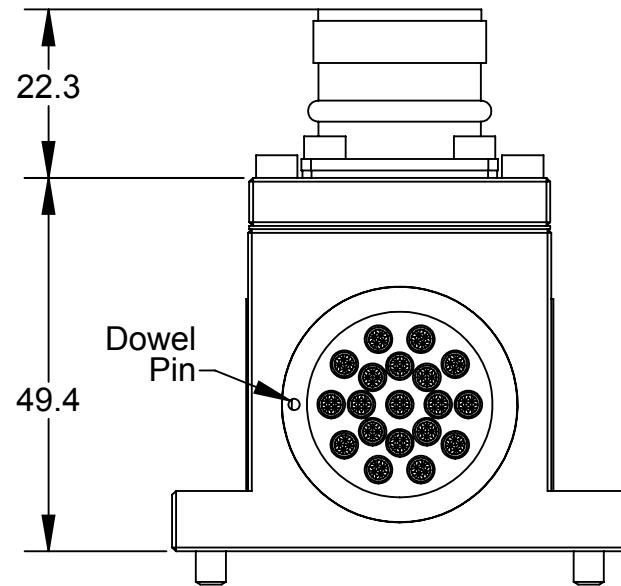
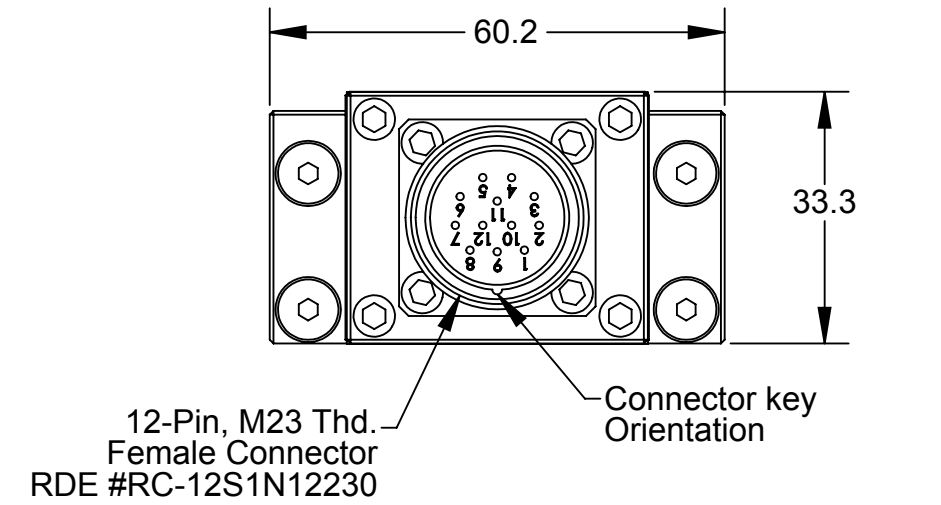


Rev.	Description	Initiator	Date
01	Initial release	PDL	4/28/2014

### 9120-RK12R-M



### 9120-RK12-T

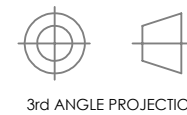


**Notes:**

1. Module Electrical rating: 2 AMPS / 30 VDC
2. Customer approval of electrical schematic is required.
3. Customer is to approve connector selection and orientation.
4. See sheet 3 for module wiring schematic.
5. See Sheet 2 for Customer Interface information.

NOTES: UNLESS OTHERWISE SPECIFIED.

DO NOT SCALE DRAWING. ALL DIMENSIONS ARE IN MILLIMETERS.

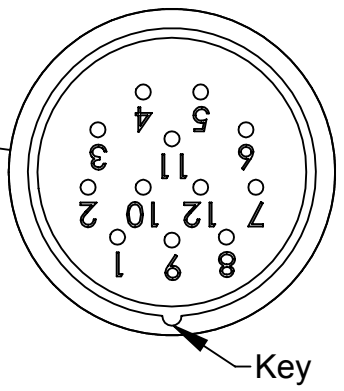
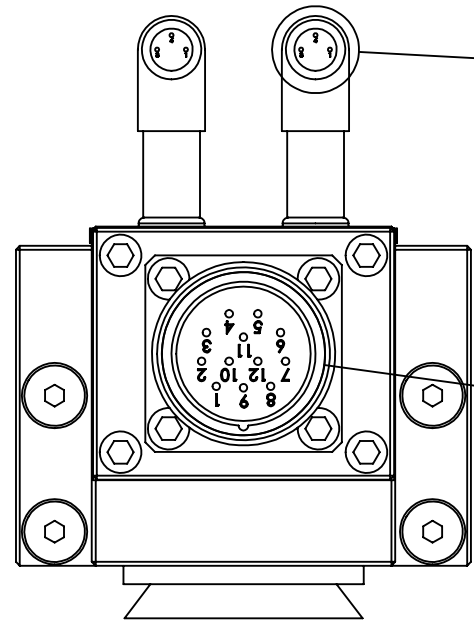


1031 Goodworth Drive, Apex, NC 27539, USA  
 Tel: +1.919.772.0115 Email: info@ati-ia.com  
 Fax: +1.919.772.8259 www.ati-ia.com  
 ISO 9001 Registered Company

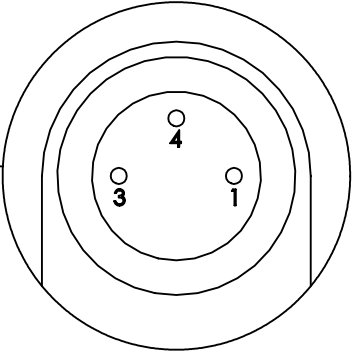
PROPERTY OF ATI INDUSTRIAL AUTOMATION, INC. NOT TO BE REPRODUCED IN ANY MANNER EXCEPT ON ORDER OR WITH PRIOR WRITTEN AUTHORIZATION OF ATI.

DRAWN BY: P.Luczka, 4/28/14		TITLE	
CHECKED BY: W.Berrocal, 5/1/14 M.Hallmark, 5/1/14		RK12 Electrical Module Customer Drawing	
PROJECT # 140424-1	SHEET 1 OF 3	SCALE 1:1	REVISION 01
SIZE B	DRAWING NUMBER 9630-20-RK12RM RK12T		

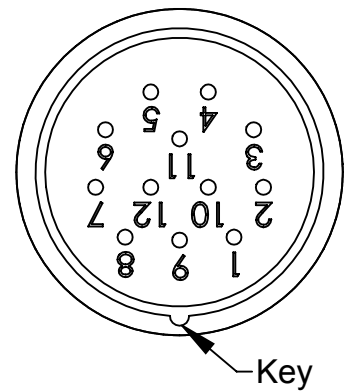
**9120-RK12R-M**



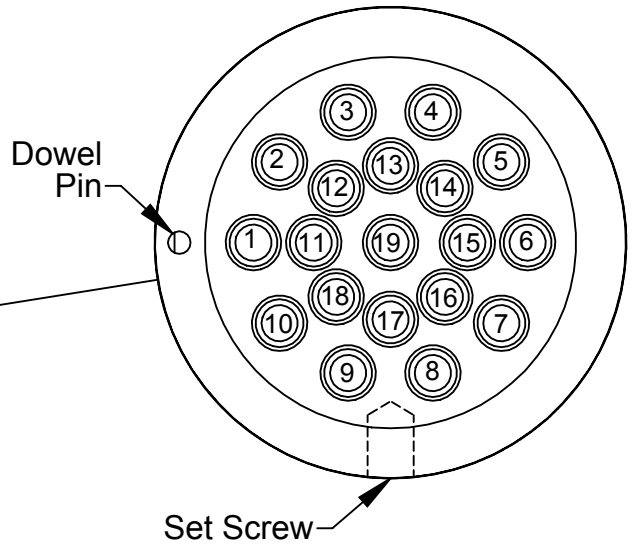
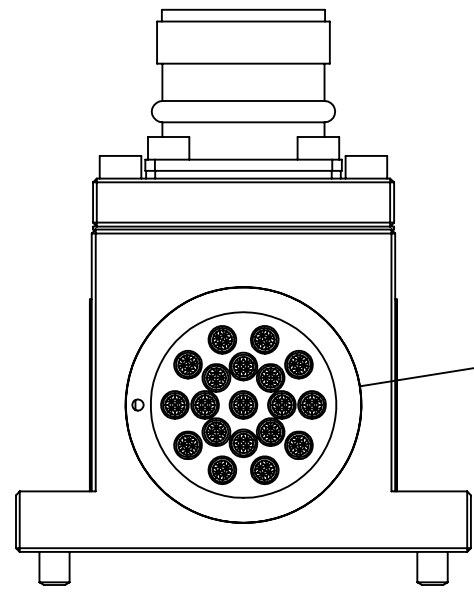
DETAIL B  
SCALE 2 : 1



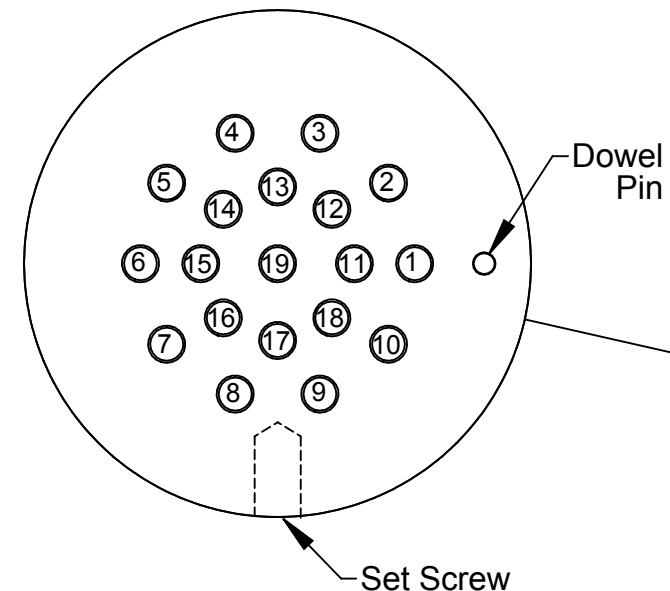
DETAIL E  
SCALE 4 : 1



DETAIL C  
SCALE 2 : 1

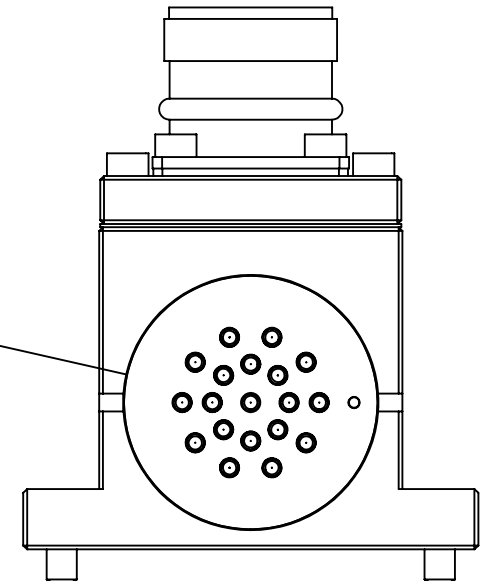
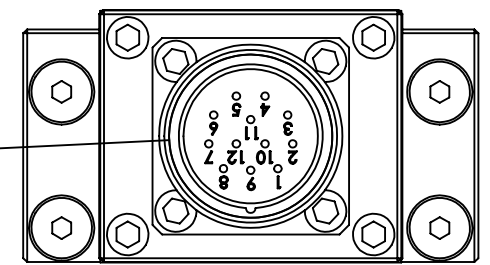


DETAIL A  
SCALE 2 : 1



DETAIL D  
SCALE 2 : 1

**9120-RK12-T**



Rev.	Description	Initiator	Date
-	See Sheet1	-	-

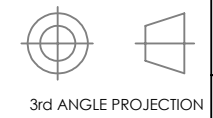
NOTES: UNLESS OTHERWISE SPECIFIED.

DO NOT SCALE DRAWING. ALL DIMENSIONS ARE IN MILLIMETERS.



1031 Goodworth Drive, Apex, NC 27539, USA  
 Tel: +1.919.772.0115 Email: info@ati-ia.com  
 Fax: +1.919.772.8259 www.ati-ia.com  
 ISO 9001 Registered Company

PROPERTY OF ATI INDUSTRIAL AUTOMATION, INC. NOT TO BE REPRODUCED IN ANY MANNER EXCEPT ON ORDER OR WITH PRIOR WRITTEN AUTHORIZATION OF ATI.



DRAWN BY: P.Luczka, 4/28/14

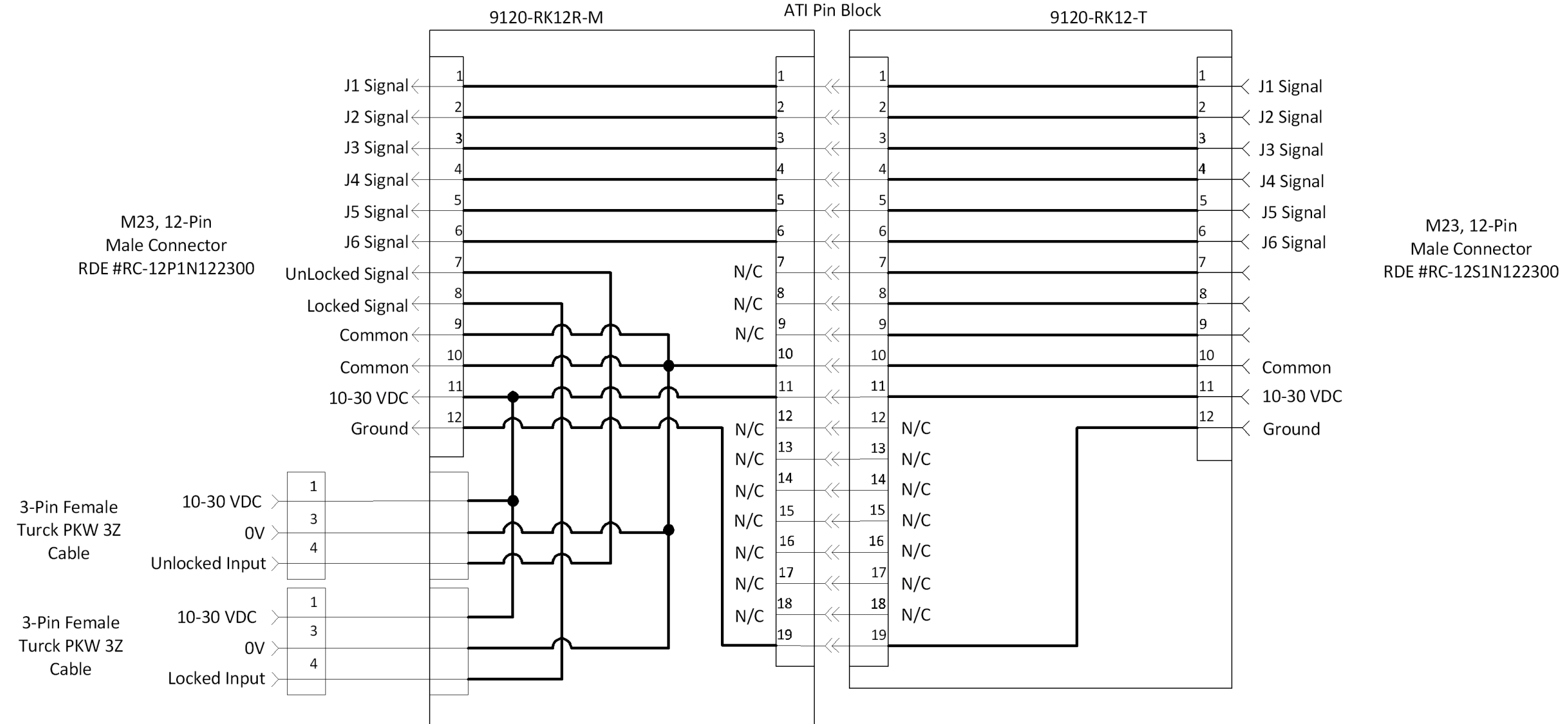
CHECKED BY: W.Berrocal, 5/1/14  
 M.Hallmark, 5/1/14

PROJECT # 140424-1 SHEET 2 OF 3

TITLE  
**RK12 Electrical Module Customer Drawing**

SCALE	SIZE	DRAWING NUMBER	REVISION
1:1	B	9630-20-RK12RM RK12T	01

Rev.	Description	Initiator	Date
-	See Sheet1	-	-

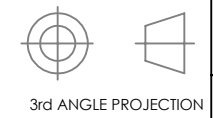


Notes:

- Pin 19 on the ATI pin block is "First-To-Mate" and "Last-To-Break" contact and is recommended as ground.

NOTES: UNLESS OTHERWISE SPECIFIED.

DO NOT SCALE DRAWING. ALL DIMENSIONS ARE IN MILLIMETERS.



1031 Goodworth Drive, Apex, NC 27539, USA  
 Tel: +1.919.772.0115 Email: info@ati-ia.com  
 Fax: +1.919.772.8259 www.ati-ia.com  
 ISO 9001 Registered Company

PROPERTY OF ATI INDUSTRIAL AUTOMATION, INC. NOT TO BE REPRODUCED IN ANY MANNER EXCEPT ON ORDER OR WITH PRIOR WRITTEN AUTHORIZATION OF ATI.

DRAWN BY: P.Luczka, 4/28/14		TITLE	
CHECKED BY: W.Berrocal, 5/1/14 M.Hallmark, 5/1/14		RK12 Electrical Module Customer Drawing	
PROJECT #	140424-1	SHEET	OF 3
SCALE	1:1	SIZE	B
DRAWING NUMBER		REVISION	
9630-20-RK12RM RK12T		01	