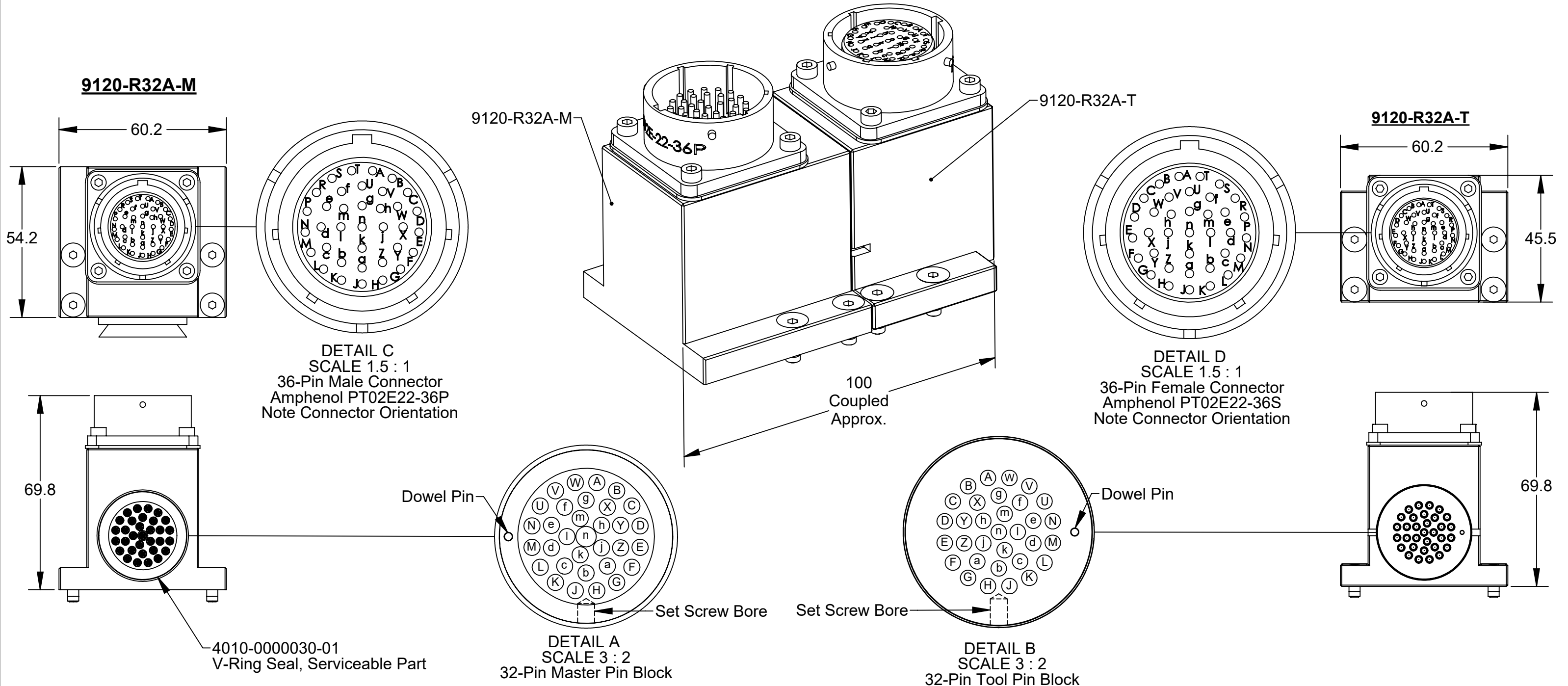


" DANGER!" - Electrical Shock Hazard

This module has a Voltage of 50V or greater, NO contact should be attempted before removing power. This especially includes separation or insertion of the mating connectors or any contact with the tool changer or its components."

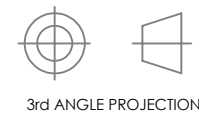
Rev.	Description	Initiator	Date
03	Eco 19433; Removed Blank Cover Plate. Added Electrical Shock Note.	CF	10/19/2020



- Notes:
1. Pins A - F of the R32A Master and Tool Modules are rated to 5A / 250V.
 2. Pins G - h of the R32A Master and Tool Modules are rated to 3A / 250V.
 3. Pin j of the R32A Master and Tool Modules is connected to the first-to-mate, last-to-break contact of the 32-Pin Block and is rated to 5A / 250V. This pin is recommended for use as ground.
 4. Customer is to approve electrical schematic on Sheet 2 of this drawing.

NOTES: UNLESS OTHERWISE SPECIFIED.

DO NOT SCALE DRAWING. ALL DIMENSIONS ARE IN MILLIMETERS.



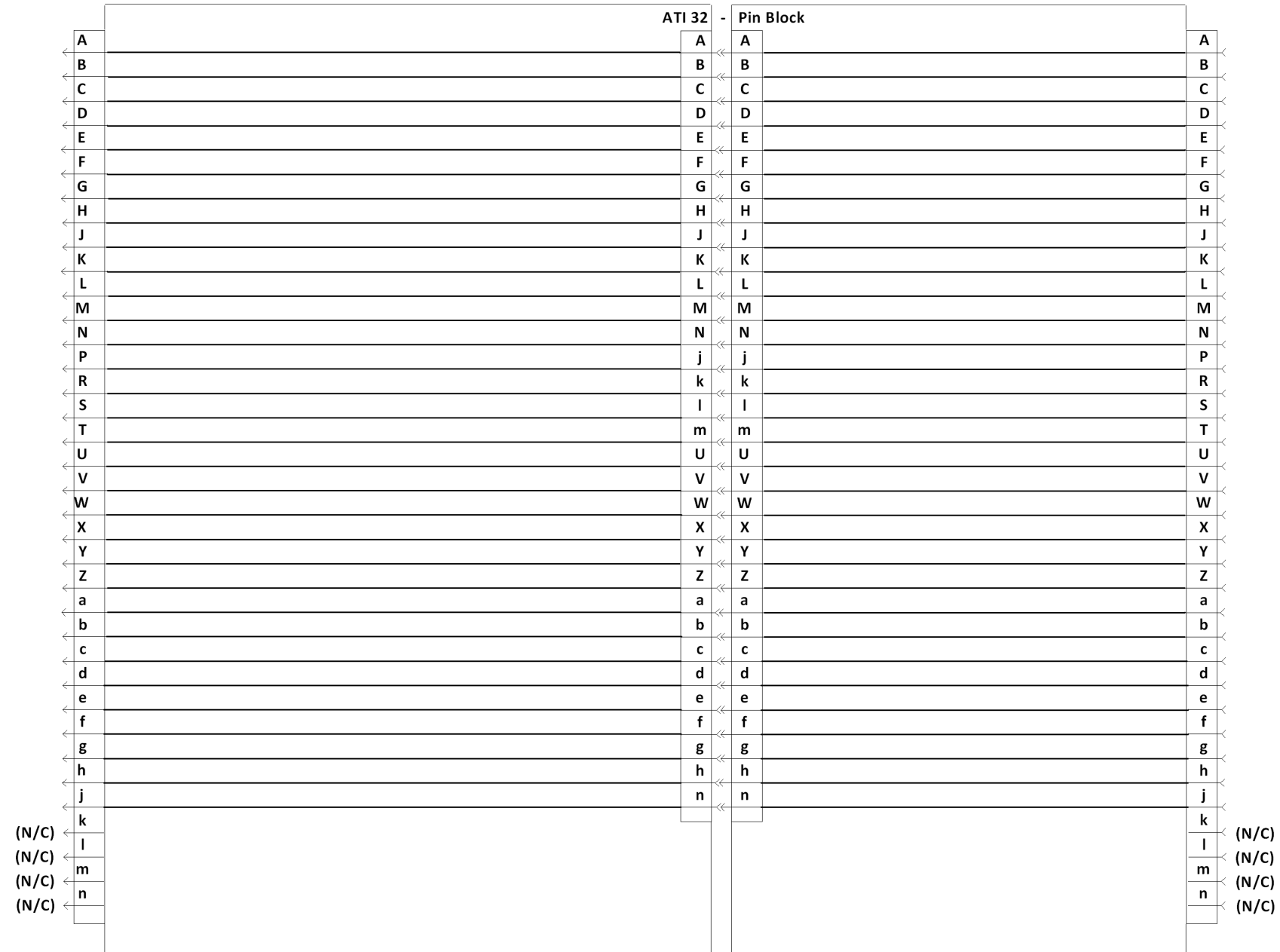
1031 Goodworth Drive, Apex, NC 27539, USA
Tel: +1.919.772.0115 Email: info@ati-ia.com
Fax: +1.919.772.8259 www.ati-ia.com
ISO 9001 Registered Company

PROPERTY OF ATI INDUSTRIAL AUTOMATION, INC. NOT TO BE REPRODUCED IN ANY MANNER EXCEPT ON ORDER OR WITH PRIOR WRITTEN AUTHORIZATION OF ATI.

DRAWN BY: A. Takla, 03/06/15		TITLE	
CHECKED BY: W. Berrocal, 03/23/15 F. Alonso, 03/23/15		R32A Module Customer Drawing	
PROJECT # 150218-1 SHEET 1 OF 2	SCALE 1:2	SIZE B	DRAWING NUMBER 9630-20-R32A
			REVISION 03

9120-R32A-M Module

9120-R32A-T Module



36-Pin Male Connector
Amphenol PT02E22-36P

36-Pin Female Connector
Amphenol PT02E22-36S

Notes:

- Pin "n" of the ATI pin block is First-To-Mate and Last-To-Break contact, this pin is recommended for use as ground.

NOTES: UNLESS OTHERWISE SPECIFIED.

DO NOT SCALE DRAWING. ALL DIMENSIONS ARE IN MILLIMETERS.



3rd ANGLE PROJECTION



1031 Goodworth Drive, Apex, NC 27539, USA
Tel: +1.919.772.0115 Email: info@ati-ia.com
Fax: +1.919.772.8259 www.ati-ia.com
ISO 9001 Registered Company

PROPERTY OF ATI INDUSTRIAL AUTOMATION, INC. NOT TO BE REPRODUCED IN ANY MANNER EXCEPT ON ORDER OR WITH PRIOR WRITTEN AUTHORIZATION OF ATI.

DRAWN BY: A. Takla, 03/06/15		TITLE	
CHECKED BY: W. Berrocal, 03/23/15 F. Alonso, 03/23/15		R32A Module Customer Drawing	
PROJECT #	150218-1	SHEET	OF 2
SCALE	1:2	SIZE	B
DRAWING NUMBER	9630-20-R32A		REVISION
			03