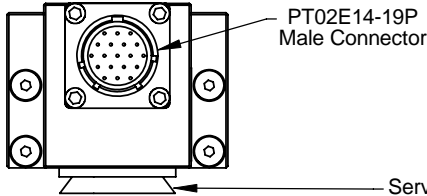
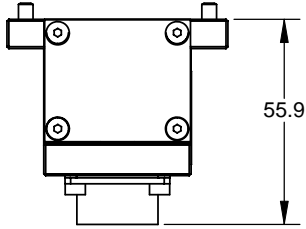


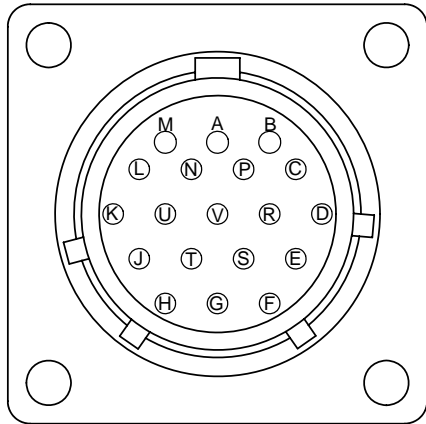
PROPERTY OF ATI INDUSTRIAL AUTOMATION, INC.
 NOT TO BE REPRODUCED IN ANY MANNER EXCEPT ON
 ORDER OR WITH PRIOR WRITTEN AUTHORIZATION OF ATI.

Rev.	Description	Initiator	Date
01	Initial Issue	JEW	10/29/2007

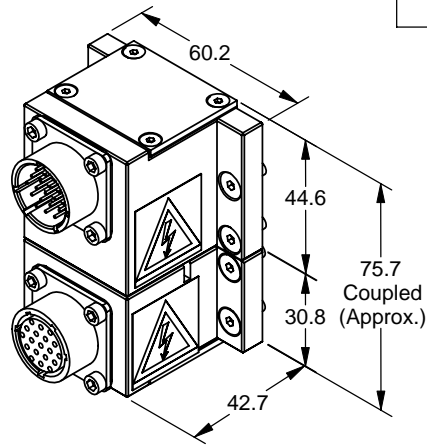
R19G Master Module
(9120-R19G-M)



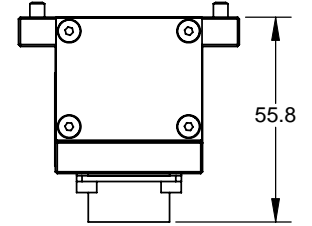
Serviceable Part:
(V-Ring)
4010-0000030-01



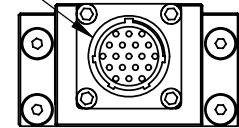
PT02E14-19P



R19G Tool Module
(9120-R19G-T)



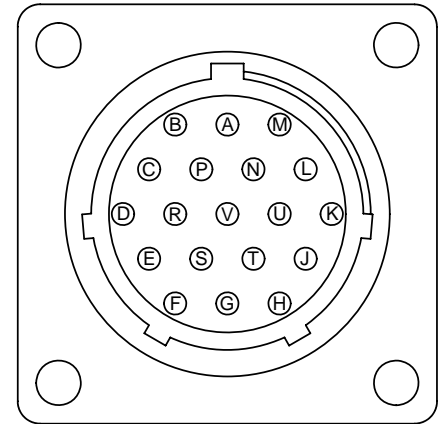
PT02E14-19S
Female Connector



R19 Pin Out

R19 Master PT02E14-19P Male Connector	R19 Tool PT02E14-19S Female Connector
A	A
B	B
C	C
D	D
E	E
F	F
G	G
H	H
J	J
K	K
L	L
M	M
N	N
P	P
R	R
S	S
T	T
U	U
V	V

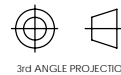
(See Note 2)



PT02E14-19S

- Note:
1. Large views of connectors are 3:1 scale.
 2. Pin "V" on the amphenol connectors is First-to-mate Last-to-break at the Tool Changer interface. This pin is recommended for use as ground.

NOTES: UNLESS OTHERWISE SPECIFIED
 DO NOT SCALE DRAWING. DRAWN IN SOLIDWORKS.
 ALL DIMENSIONS ARE IN MILLIMETERS.



3rd ANGLE PROJECTION



1031 Goodworth Drive, Apex, NC 27539, USA
 Tel: +1.919.772.0115 Email: info@ati-ia.com
 Fax: +1.919.772.8259 www.ati-ia.com
 ISO 9001 Registered Company

DRAWN BY: J. Williams 10/29/07	TITLE: R19G Module Drawing		
CHECKED BY: D. Lawson 10/30/07	SCALE: 3:4	SIZE: B	DRAWING NUMBER: 9630-20-R19G-01
WEIGHT LBS: .71	PRODUCT RELEASE # 071019-1 DATE: SHEET 1 OF 1		
ASSEMBLY REF:			