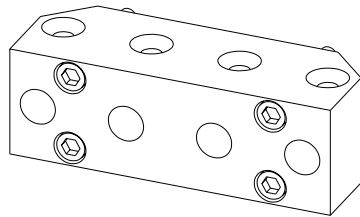
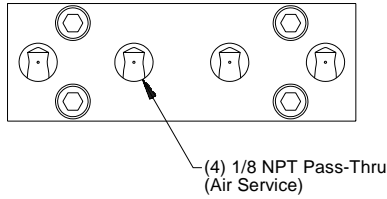
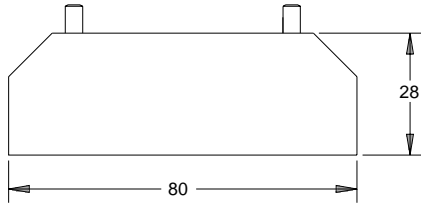


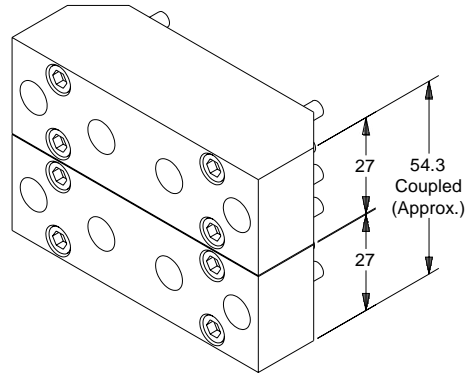
PROPERTY OF ATI INDUSTRIAL AUTOMATION, INC.  
 NOT TO BE REPRODUCED IN ANY MANNER EXCEPT ON  
 ORDER OR WITH PRIOR WRITTEN AUTHORIZATION OF ATI.

Rev.	Description	Initiator	Date
01	Initial Design	DSS	3/19/2004

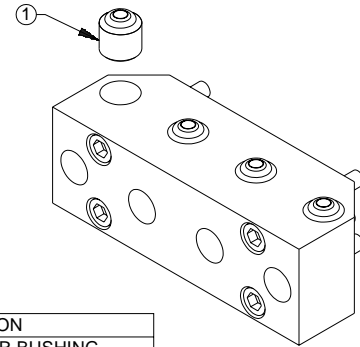
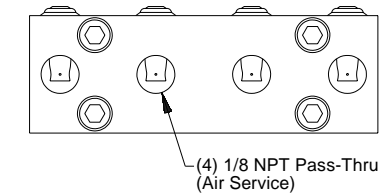
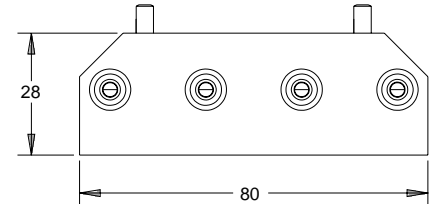
**P18 Master Module  
(9120-P18-M)**



**P18-M No Serviceable Parts**



**P18 Tool Module  
(9120-P18-T)**



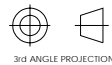
**Notes:**  
**Materials of Construction:**  
 1. Housing - Anodized Aluminum  
 2. Other - Nitrile

**Operation:**  
 1. Pneumatic Operation Only.  
 2. For optimum performance inspect mating surfaces regularly to ensure they are free of debris.

**P18-T Serviceable Parts**

ITEM NO.	QTY.	PART NUMBER	DESCRIPTION
1	4	4010-0000013-01	1/8" RUBBER BUSHING

NOTES: UNLESS OTHERWISE SPECIFIED  
 DO NOT SCALE DRAWING. DRAWN IN SOLIDWORKS.  
 ALL DIMENSIONS ARE IN MILLIMETERS.



1031 Goodworth Drive, Apex, NC 27539, USA  
 Tel: +1.919.772.0115 Email: info@ati-ia.com  
 Fax: +1.919.772.8259 www.ati-ia.com  
 ISO 9001 Registered Company

DRAWN BY: D. Swanson 3/19/04	TITLE: P18 Module Drawing		
CHECKED BY: P. Sparrow 4/9/04	SCALE: 1:1	SIZE: B	DRAWING NUMBER: 9630-20-P18-01
WEIGHT LBS: 0.61	PRODUCT RELEASE # 030725-3 DATE: SHEET 1 OF 1		
ASSEMBLY REF:			