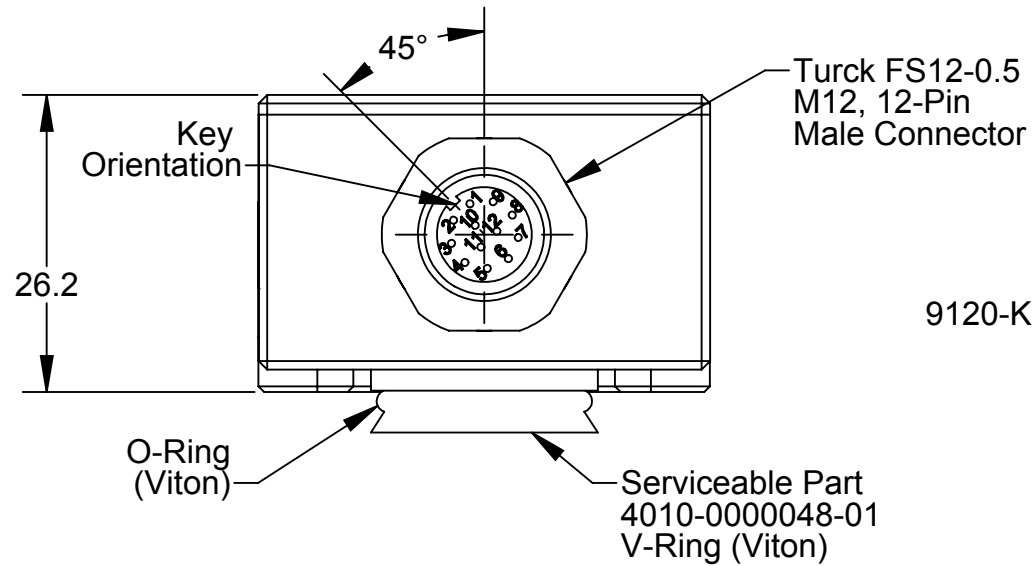
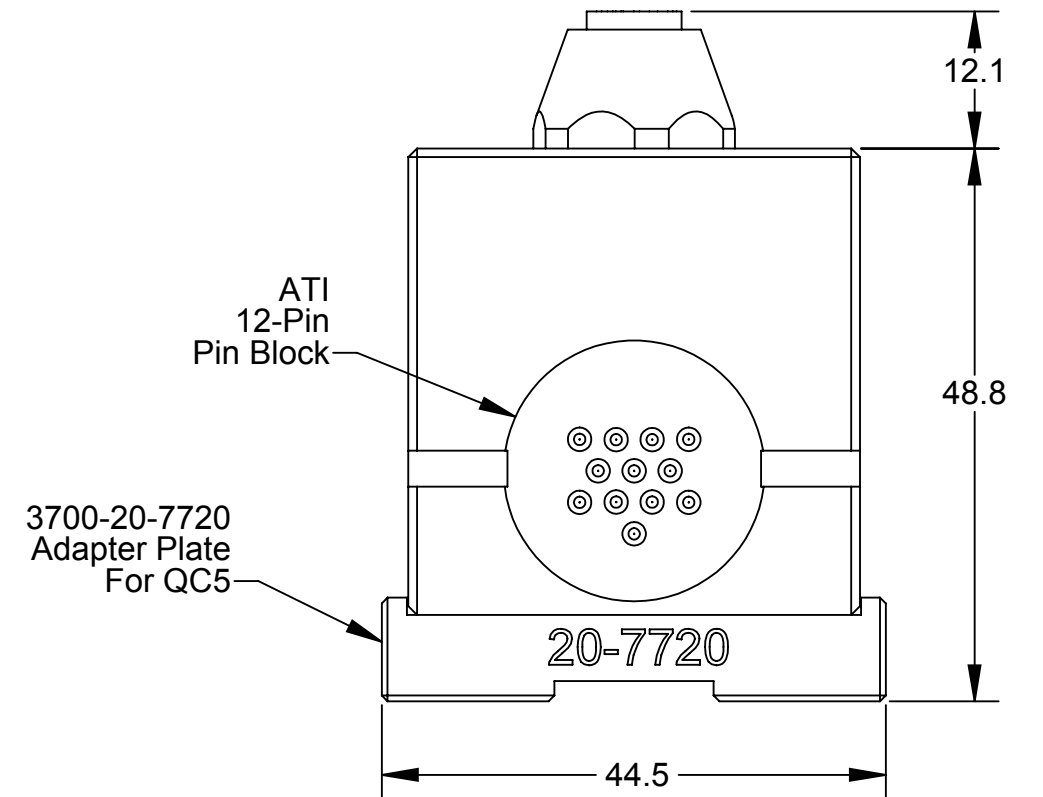
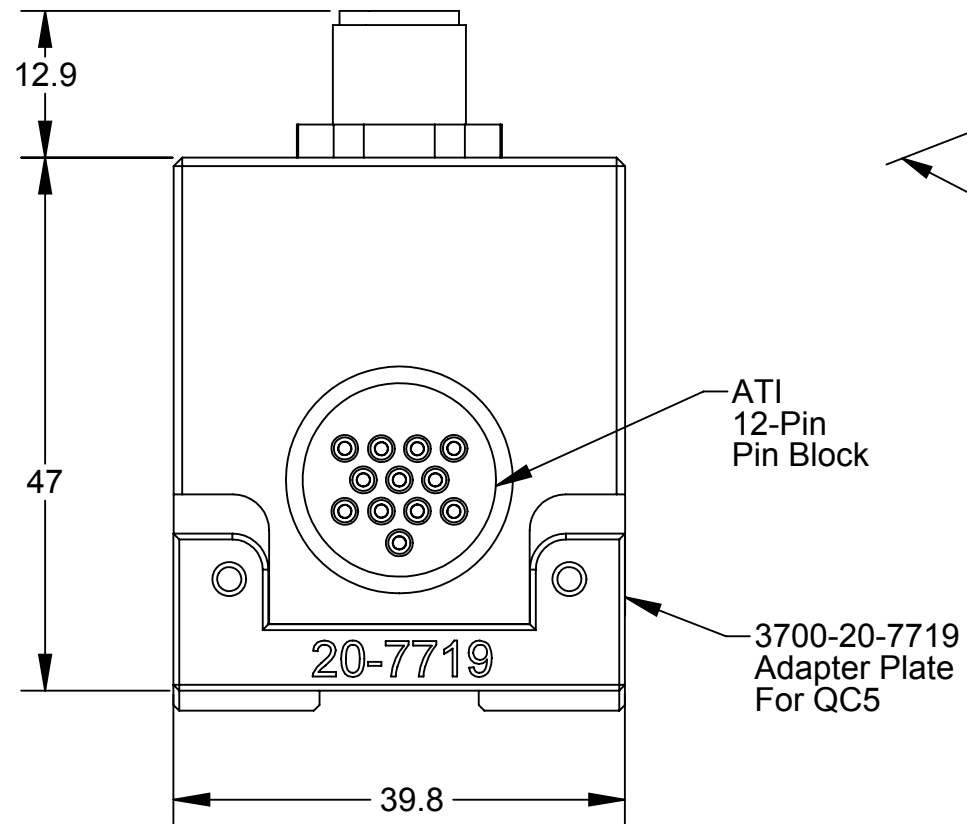
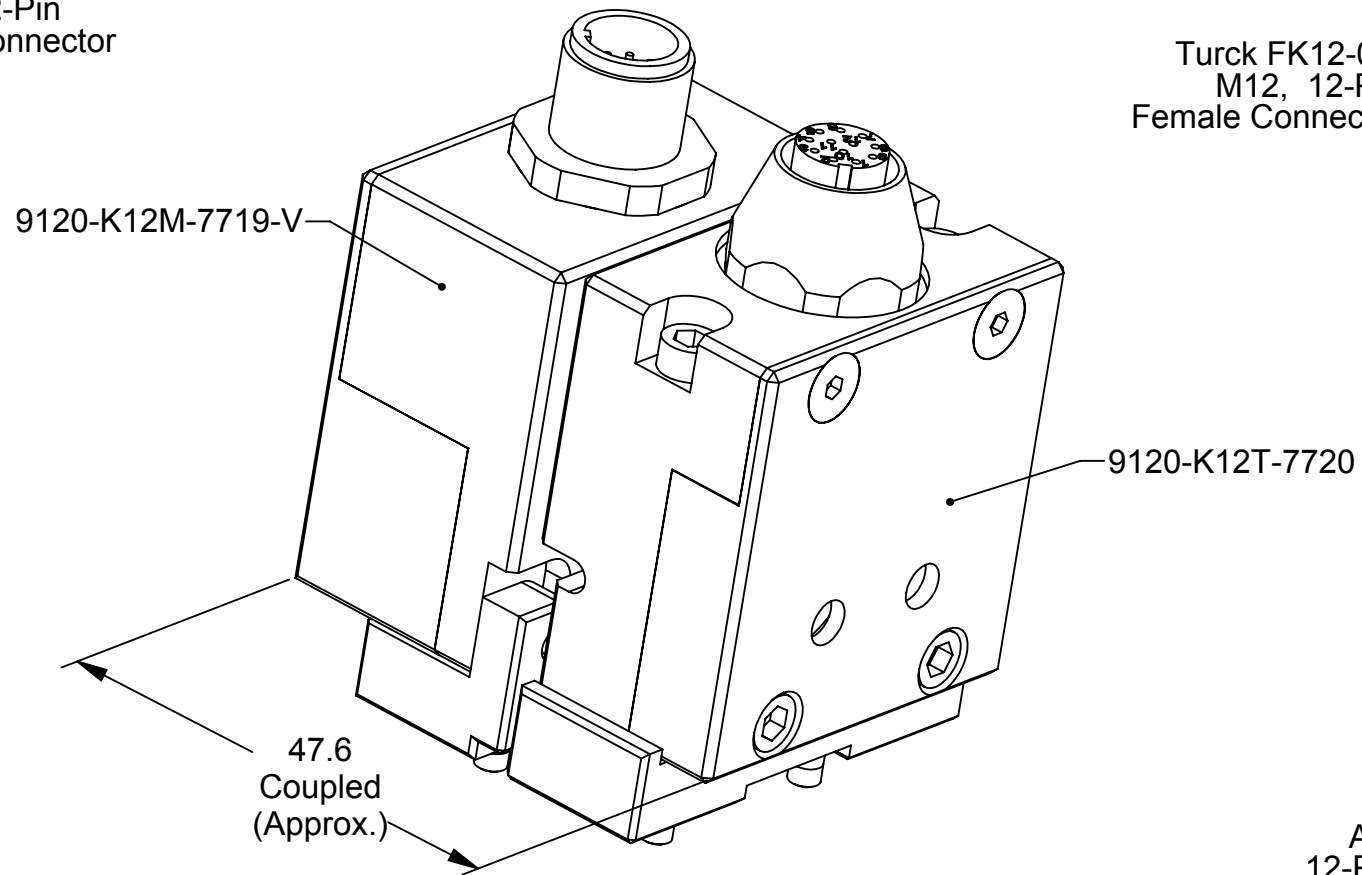
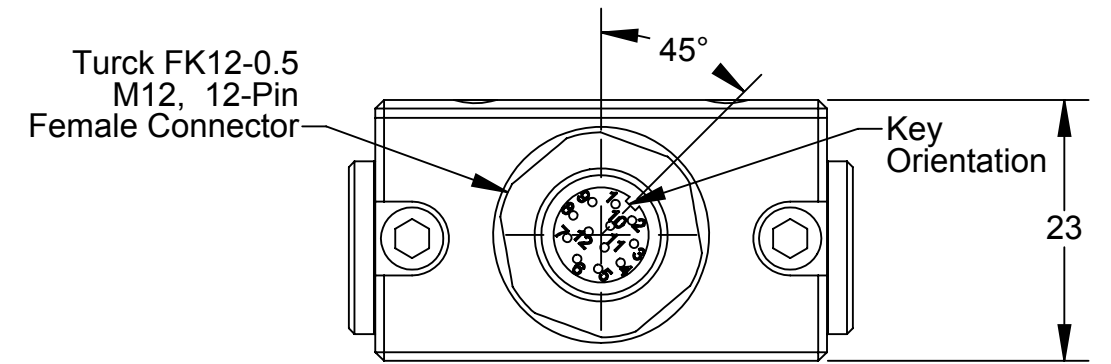


Rev.	Description	Initiator	Date
01	Initial release	PDI	5/22/2015

**9120-K12M-7719-V**



**9120-K12T-7720**



**Notes:**

1. Module Electrical rating: 2A / 50 VDC
2. Customer approval of electrical schematic is required.
3. Customer is to approve connector selection and orientation.
4. See Sheet 3 for module wiring schematic.
5. See Sheet 2 for Customer Interface information.

NOTES: UNLESS OTHERWISE SPECIFIED.

DO NOT SCALE DRAWING. ALL DIMENSIONS ARE IN MILLIMETERS.



1031 Goodworth Drive, Apex, NC 27539, USA  
 Tel: +1.919.772.0115 Email: info@ati-ia.com  
 Fax: +1.919.772.8259 www.ati-ia.com  
 ISO 9001 Registered Company

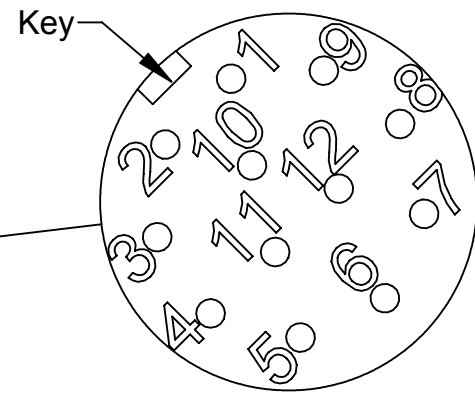
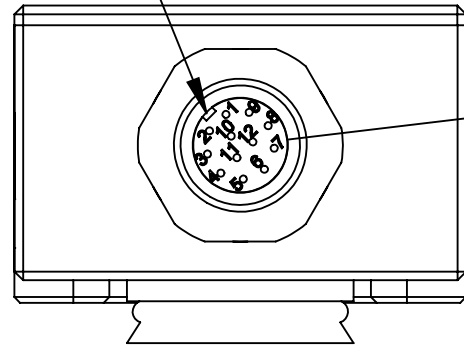
PROPERTY OF ATI INDUSTRIAL AUTOMATION, INC. NOT TO BE REPRODUCED IN ANY MANNER EXCEPT ON ORDER OR WITH PRIOR WRITTEN AUTHORIZATION OF ATI.

DRAWN BY: P.Luczka, 5/22/15		TITLE	
CHECKED BY: W.Berrocal, 6/1/15		K12 Master / Tool Electrical Module, with adapters for QC5	
PROJECT # 050607-1	SHEET 1 OF 3	SCALE 3:2	SIZE B
DRAWING NUMBER 9630-20-K12-7719-7720		REVISION 01	

Rev.	Description	Initiator	Date
-	See Sheet1	-	-

**9120-K12M-7719-V  
Master Module**

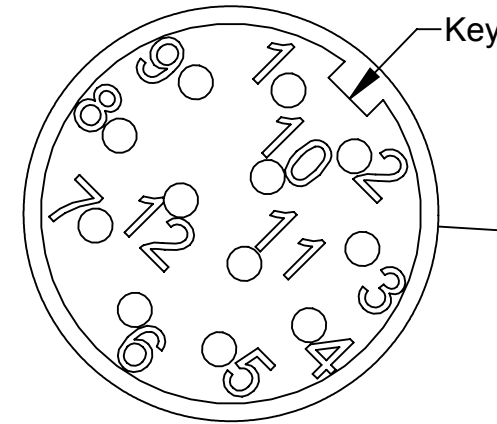
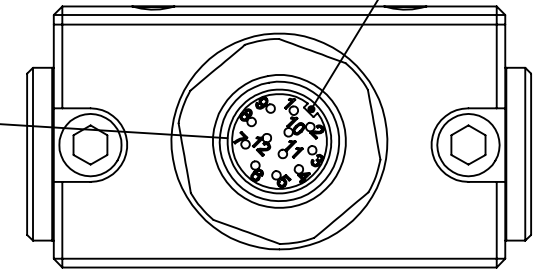
Connector  
Key Orientation



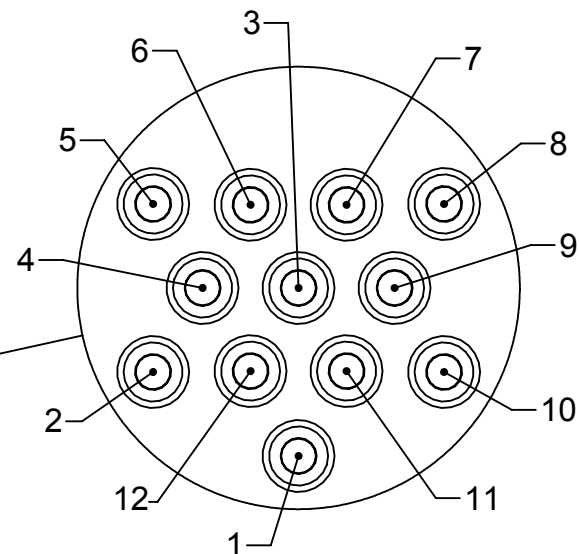
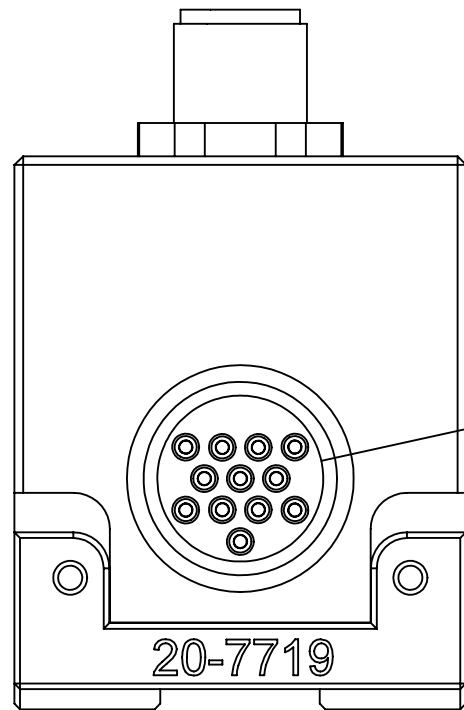
DETAIL A  
SCALE 6 : 1

**9120-K12T-7720  
Tool Module**

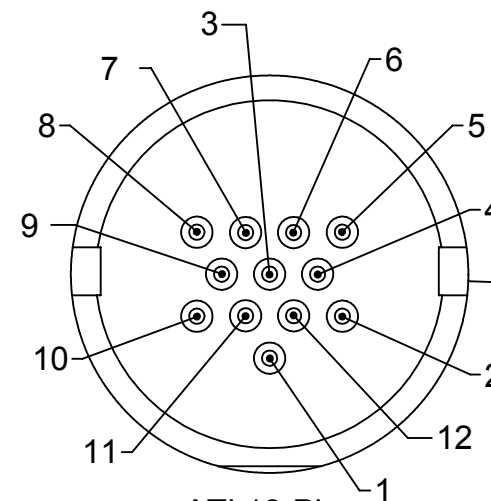
Connector  
Key Orientation



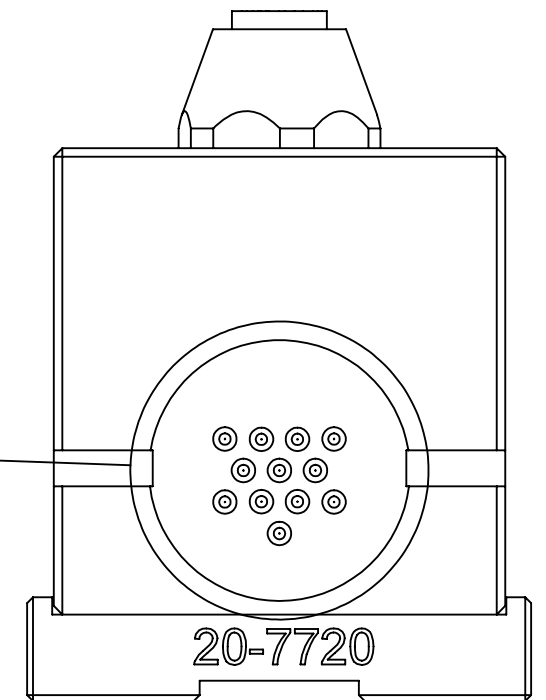
DETAIL C  
SCALE 6 : 1



ATI 12-Pin  
Pin Block  
DETAIL B  
SCALE 4 : 1



ATI 12-Pin  
Pin Block  
DETAIL D  
SCALE 2 : 1



**Notes:**

- Pin #3 on ATI Pin Block is "First To Mate" and "Last To Break" contact and is recommended as ground.

NOTES: UNLESS OTHERWISE SPECIFIED.

DO NOT SCALE DRAWING.  
ALL DIMENSIONS ARE IN  
MILLIMETERS.



3rd ANGLE PROJECTION



1031 Goodworth Drive, Apex, NC 27539, USA  
Tel: +1.919.772.0115 Email: info@ati-ia.com  
Fax: +1.919.772.8259 www.ati-ia.com  
ISO 9001 Registered Company

PROPERTY OF ATI INDUSTRIAL AUTOMATION, INC. NOT TO BE REPRODUCED IN ANY MANNER EXCEPT ON ORDER OR WITH PRIOR WRITTEN AUTHORIZATION OF ATI.

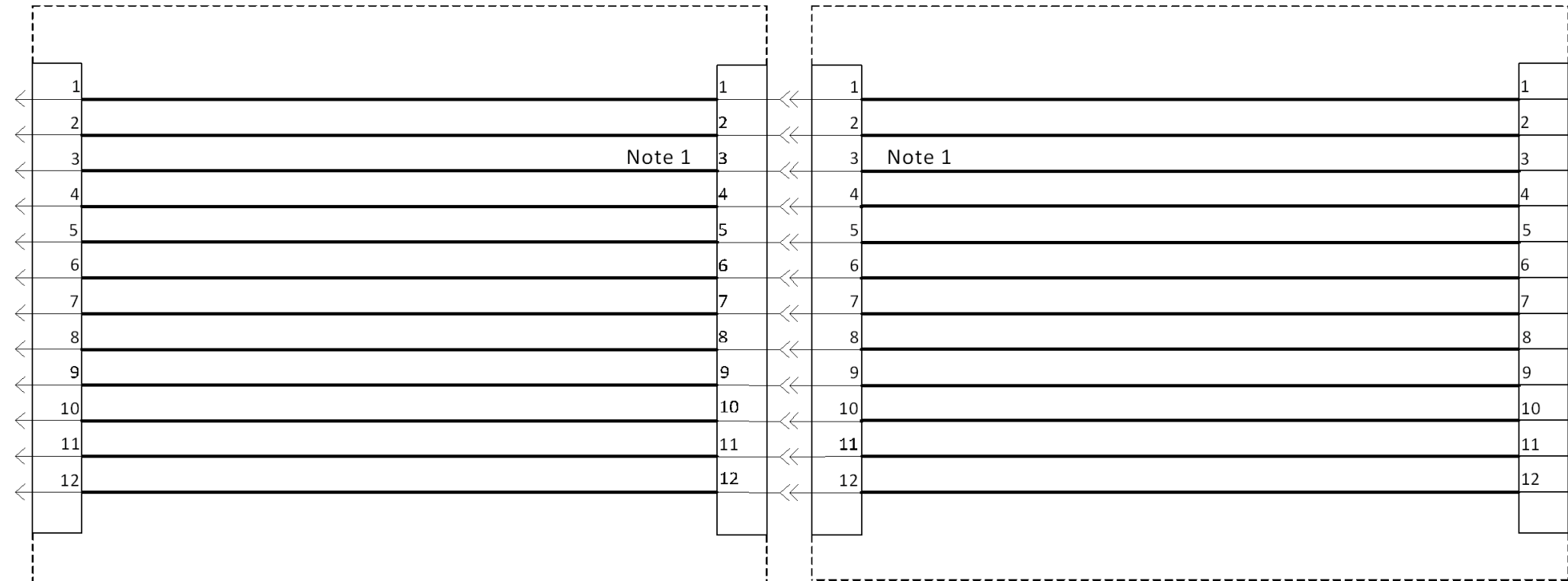
DRAWN BY: P.Luczka, 5/22/15		TITLE	
CHECKED BY: W.Berrocal, 6/1/15		K12 Master / Tool Electrical Module, with adapters for QC5	
PROJECT #	050607-1	SHEET	2 OF 3
SCALE	3:2	SIZE	B
DRAWING NUMBER	9630-20-K12-7719-7720		REVISION
			01

Rev.	Description	Initiator	Date
-	See Sheet1	-	-

9120-K12-M-7719

9121-K12-T-7720

Turck FS 12-0.5  
M12, 12-Pin  
Male Connector

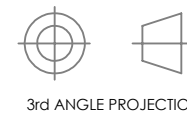


Turck FK 12-0.5  
M12, 12-Pin  
Female Connector

- Notes:
- Pin #3 on ATI Pin Block is "First To Mate" and "Last To Break" contact and is recommended as ground.

NOTES: UNLESS OTHERWISE SPECIFIED.

DO NOT SCALE DRAWING. ALL DIMENSIONS ARE IN MILLIMETERS.



3rd ANGLE PROJECTION



1031 Goodworth Drive, Apex, NC 27539, USA  
Tel: +1.919.772.0115 Email: info@ati-ia.com  
Fax: +1.919.772.8259 www.ati-ia.com  
ISO 9001 Registered Company

PROPERTY OF ATI INDUSTRIAL AUTOMATION, INC. NOT TO BE REPRODUCED IN ANY MANNER EXCEPT ON ORDER OR WITH PRIOR WRITTEN AUTHORIZATION OF ATI.

DRAWN BY: P.Luczka, 5/22/15		TITLE	
CHECKED BY: W.Berrocal, 6/1/15		K12 Master / Tool Electrical Module, with adapters for QC5	
PROJECT #	050607-1	SHEET	3 OF 3
SCALE	3:2	SIZE	B
DRAWING NUMBER		REVISION	
9630-20-K12-7719-7720		01	