
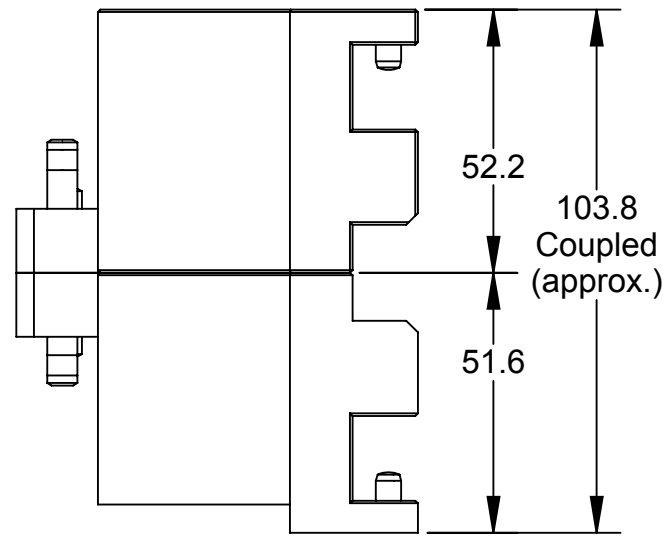
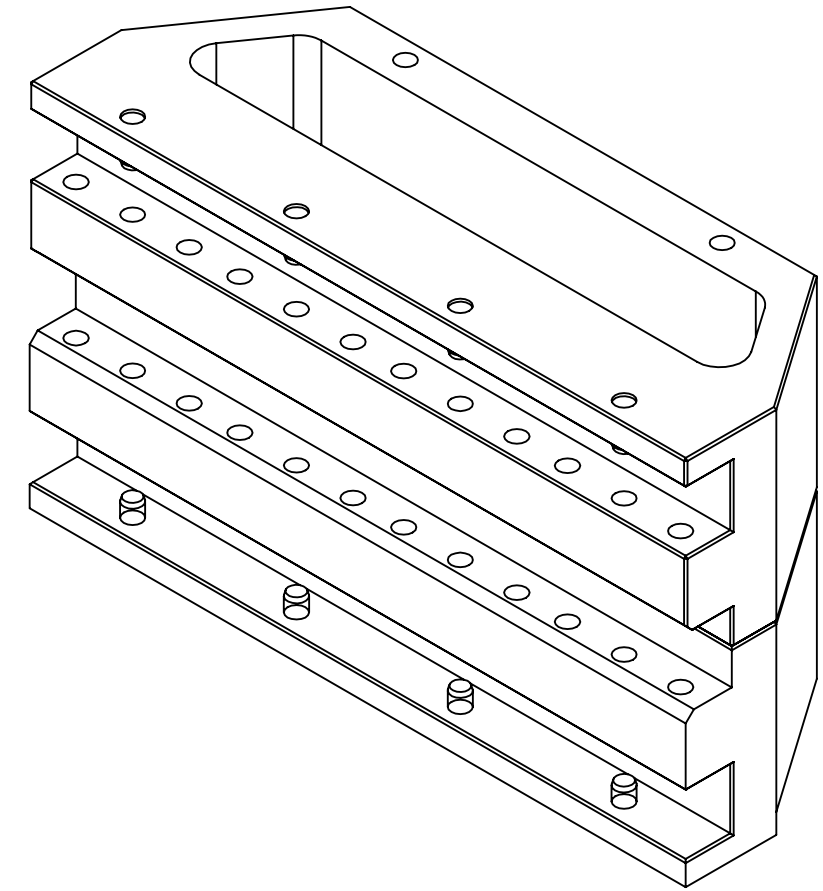
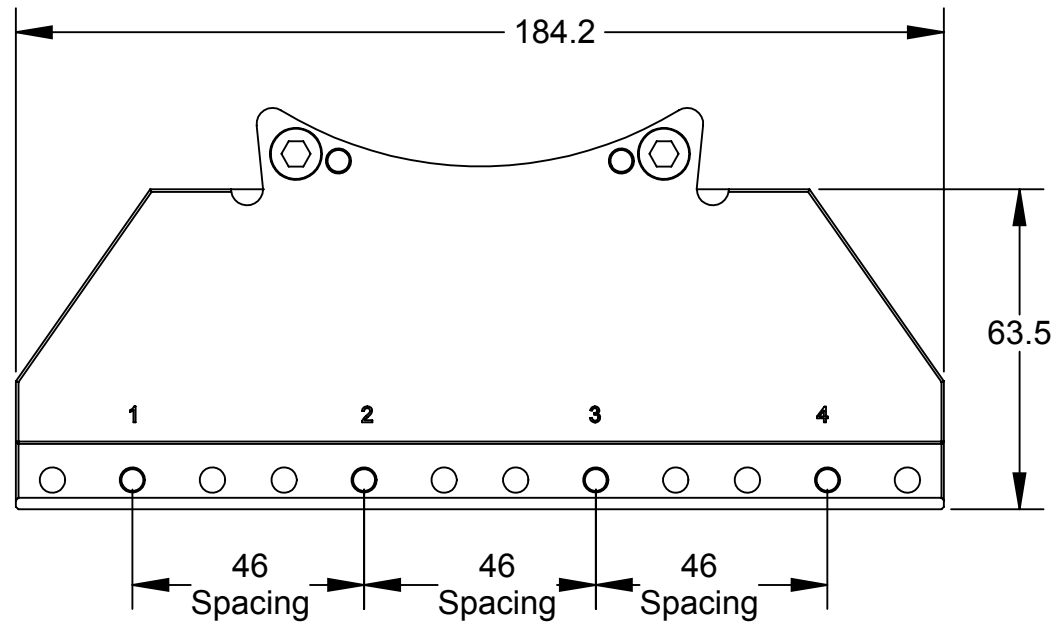


Rev.	Description	Initiator	Date
02	ECO 14414; Removed Mounting Cleats and associated Dowel Pins.	SZJ	4/15/2016



JJ19 Master EN Rail
(Available Separately)

JJ19 Tool EN Rail
(Available Separately)

Notes:

1. The Master and Tool Rails are to be used with EN style Modules.
2. The Rail may interfere with adjacent modules. Please consult with an ATI Application Engineer.
3. The Rail may protrude below the Tool Changer body. Use caution when mounting to Tool or consult an ATI Engineer.
4. Caution: Check center-to-center spacing when using varies EN style modules. Possible interfere may occur with adjacent modules.

NOTES: UNLESS OTHERWISE SPECIFIED.

DO NOT SCALE DRAWING. ALL DIMENSIONS ARE IN MILLIMETERS.



3rd ANGLE PROJECTION



1031 Goodworth Drive, Apex, NC 27539, USA
 Tel: +1.919.772.0115 Email: info@ati-ia.com
 Fax: +1.919.772.8259 www.ati-ia.com
 ISO 9001 Registered Company

PROPERTY OF ATI INDUSTRIAL AUTOMATION, INC. NOT TO BE REPRODUCED IN ANY MANNER EXCEPT ON ORDER OR WITH PRIOR WRITTEN AUTHORIZATION OF ATI.

DRAWN BY: P.Luczka, 12/13/12		TITLE	
CHECKED BY: W.Berrocal, 12/19/12		JJ19 EN Rail Style Adapter, 4-Positions, X-Long	
PROJECT #	120229-2	SHEET	1 OF 1
SCALE	2:3	SIZE	B
DRAWING NUMBER	9630-20-JJ19		REVISION
			02