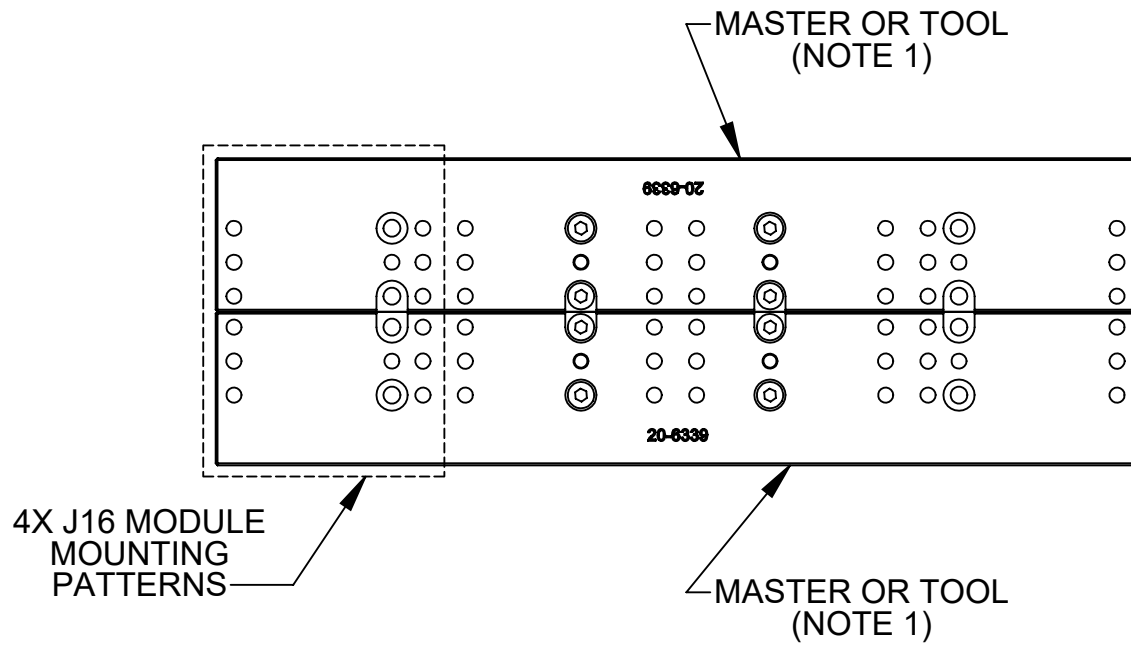
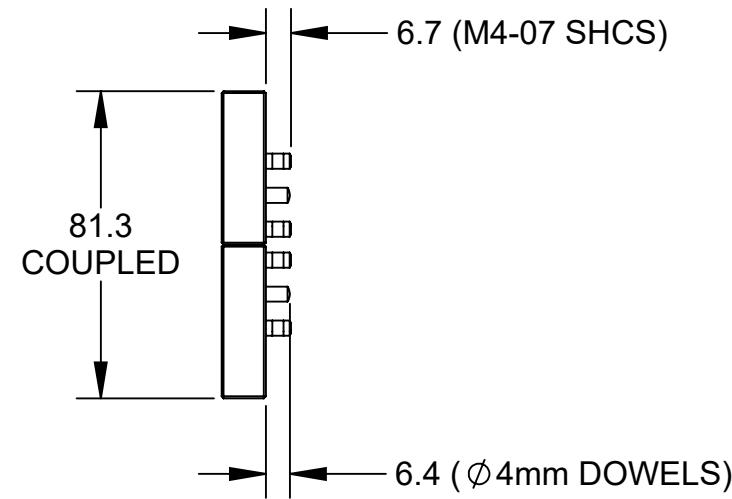
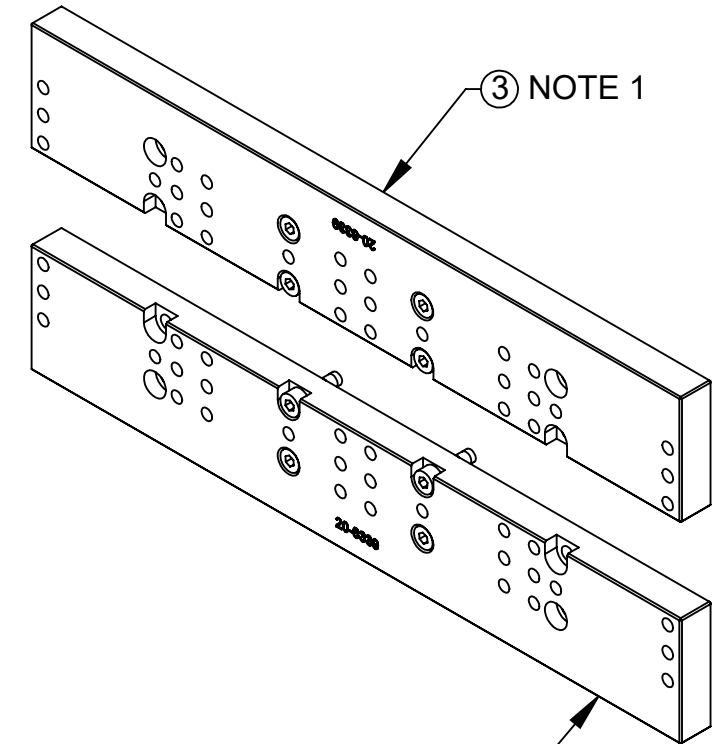
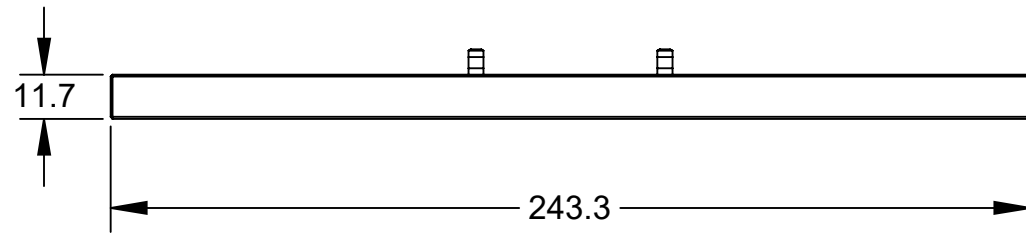


REV.	DESCRIPTION	INITIATOR	DATE
02	ECO 21499; CREATED CUSTOMER DRAWING. RELEASE DRAWING	DS	8/2/2023



9120-JJ113 SERVICEABLE COMPONENTS

ITEM NO.	QTY	PART NUMBER	DESCRIPTION
1	4	3500-1062014-15A	M4-0.7 X 14mm SHCS, CPC, PRE-APPLIED
2	2	3540-0104014-11	4mm X 14mm DOWEL ALLOY STEEL
3	1	3700-20-6339	ADAPTER PLATE (4)J16 PATTERNS - OFFSET MOUNTING

NOTES: UNLESS OTHERWISE SPECIFIED.

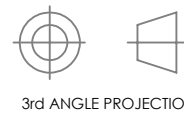
DO NOT SCALE DRAWING. ALL DIMENSIONS ARE IN MILLIMETERS.



1031 Goodworth Drive, Apex, NC 27539, USA
 Tel: +1.919.772.0115 www.ati-ia.com
 Fax: +1.919.772.8259 ISO 9001 Registered Company

PROPERTY OF ATI INDUSTRIAL AUTOMATION, INC. NOT TO BE REPRODUCED IN ANY MANNER EXCEPT ON ORDER OR WITH PRIOR WRITTEN AUTHORIZATION OF ATI.

- NOTES:
 1. MASTER AND TOOL USE SAME ASSEMBLY (TWO REQUIRED)
 2. MATERIAL: ANODIZED ALUMINUM



3rd ANGLE PROJECTION

DRAWN BY: D. Showers 8/2/2023		TITLE	
CHECKED BY: S. Jeffers 8/3/2023		ADAPTER PLATE ASSY, SINGLE J16 QC MOUNTING TO (4) J16 MODULE MOUNTING	
PROJECT #	SHEET 1 OF 1	SCALE	REVISION
		1:2	02
		SIZE	
		B	
		DRAWING NUMBER	
		9630-20-JJ113	