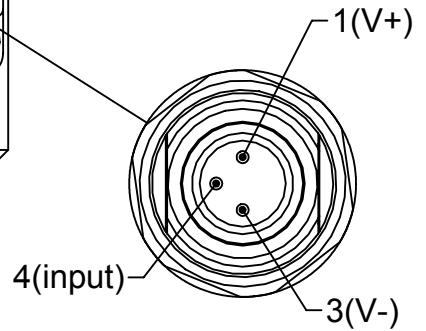
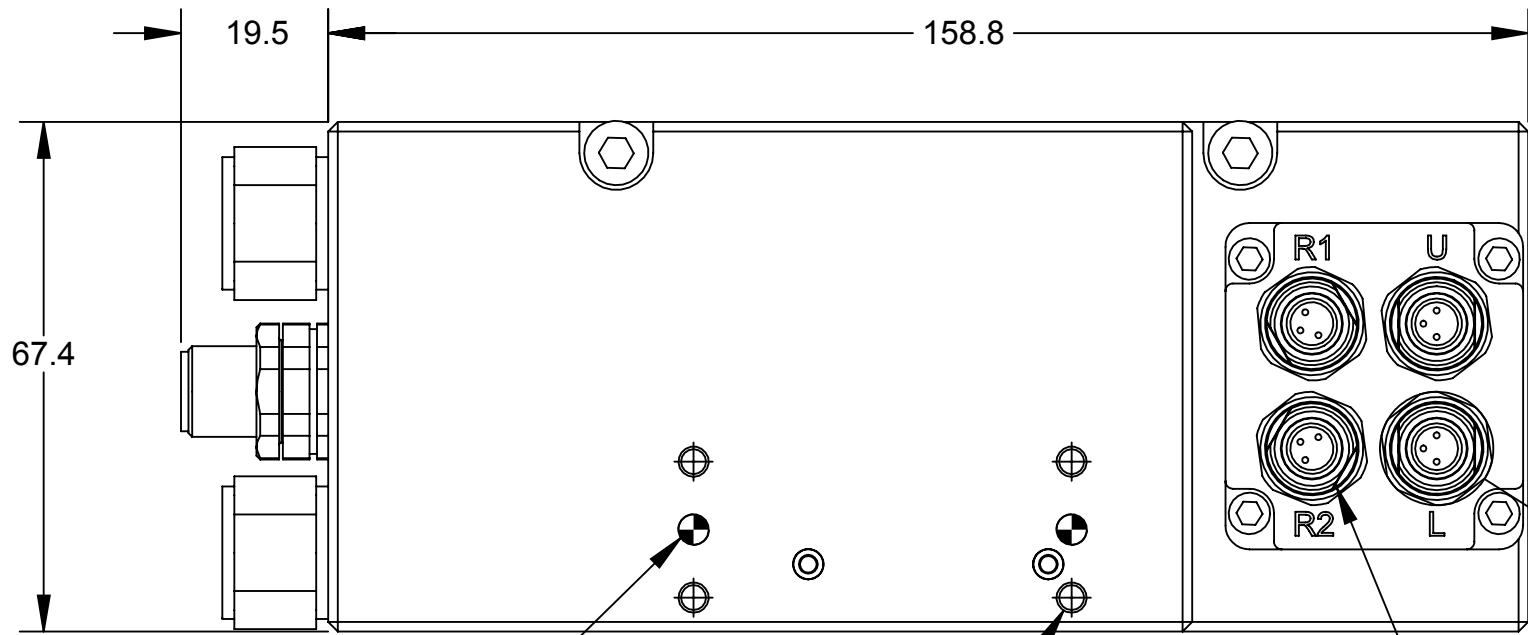
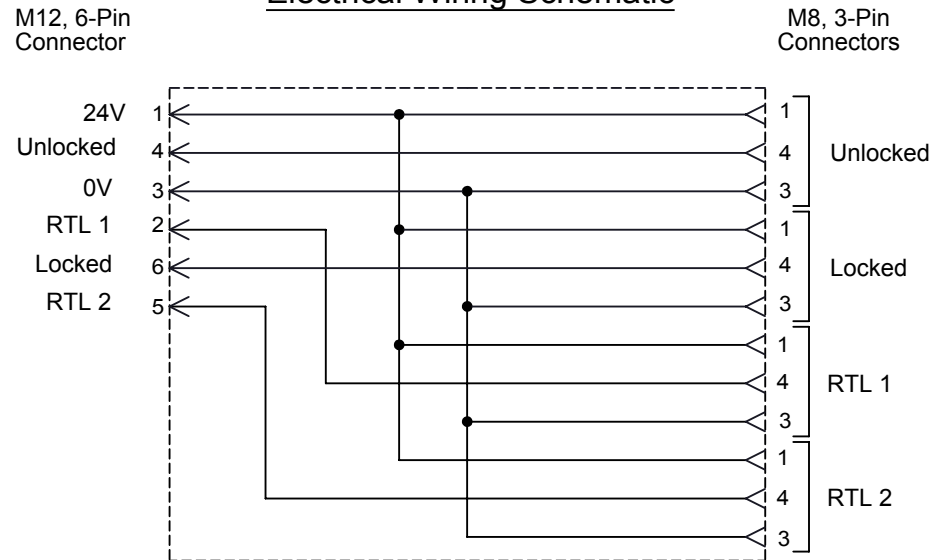


Rev.	Description	Initiator	Date
02	Eco 11744; Rotated Lock/Unlock Port engravings.	LJH	4/23/14

### Electrical Wiring Schematic



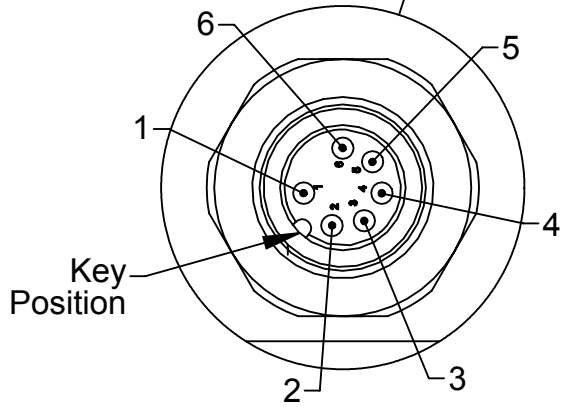
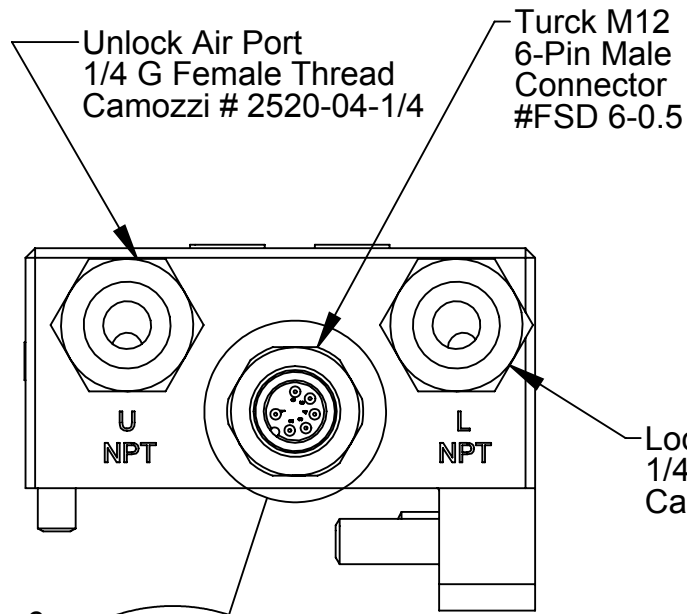
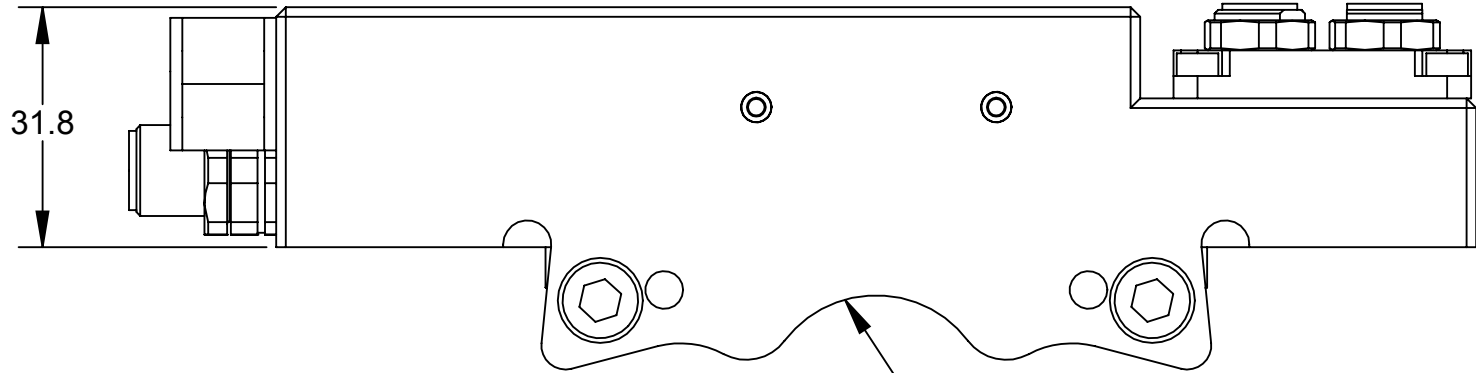
DETAIL C  
SCALE 2 : 1  
4 Plcs

2X Dowel Holes  
SF for M4 Dowel Pins

J16 Pattern  
(M4 Tap Holes)

Sensor inputs for QC,  
Turck M8, 3-Pin  
Female Connector

Ledge Mount Feature

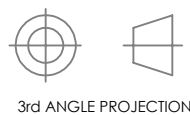


DETAIL A  
SCALE 2 : 1

Signal	M12 Connector
24V+	Pin-1
0V-	Pin-3
Unlocked	Pin-4
Locked	Pin-6
RTL1	Pin-2
RTL2	Pin-5

NOTES: UNLESS OTHERWISE SPECIFIED.

DO NOT SCALE DRAWING. ALL DIMENSIONS ARE IN MILLIMETERS.



1031 Goodworth Drive, Apex, NC 27539, USA  
Tel: +1.919.772.0115 Email: info@ati-ia.com  
Fax: +1.919.772.8259 www.ati-ia.com  
ISO 9001 Registered Company

PROPERTY OF ATI INDUSTRIAL AUTOMATION, INC. NOT TO BE REPRODUCED IN ANY MANNER EXCEPT ON ORDER OR WITH PRIOR WRITTEN AUTHORIZATION OF ATI.

DRAWN BY: p.Luczka, 11/6/12		TITLE	
CHECKED BY: W.Berrocal,		JB13 Air Adapter, G, QC-310/510/1210, with Lock/Unlock/RTL, Potted	
PROJECT # 120924-1	SHEET 1 OF 1	SCALE 1:1	SIZE B
		DRAWING NUMBER 9630-20-JB13	REVISION 02