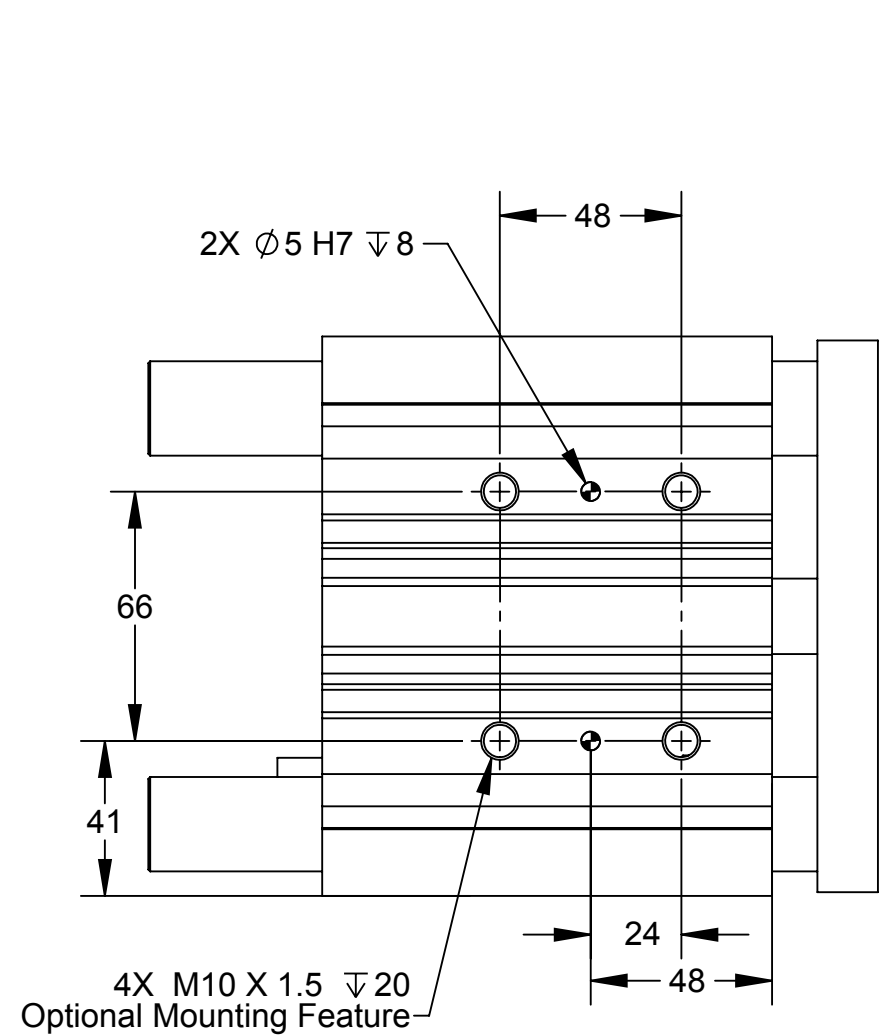
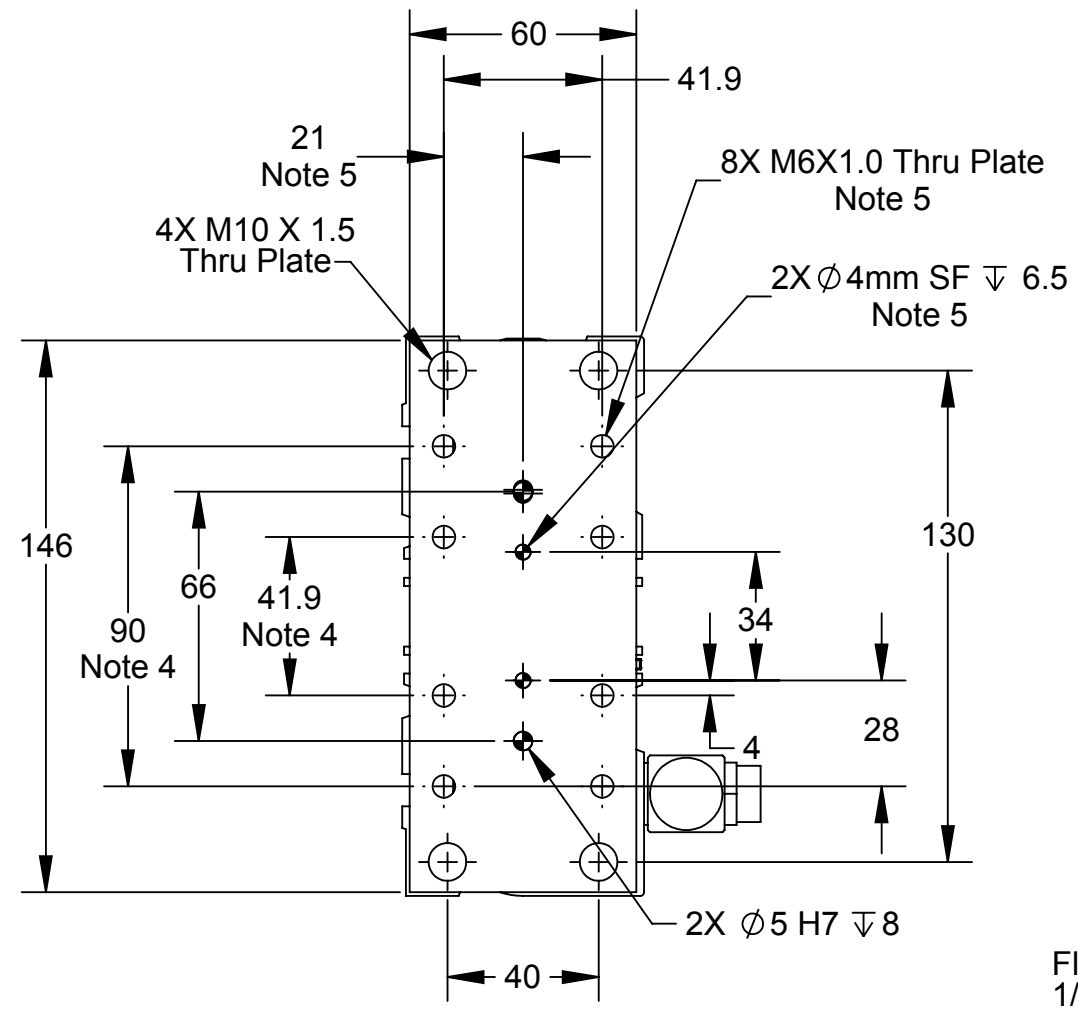


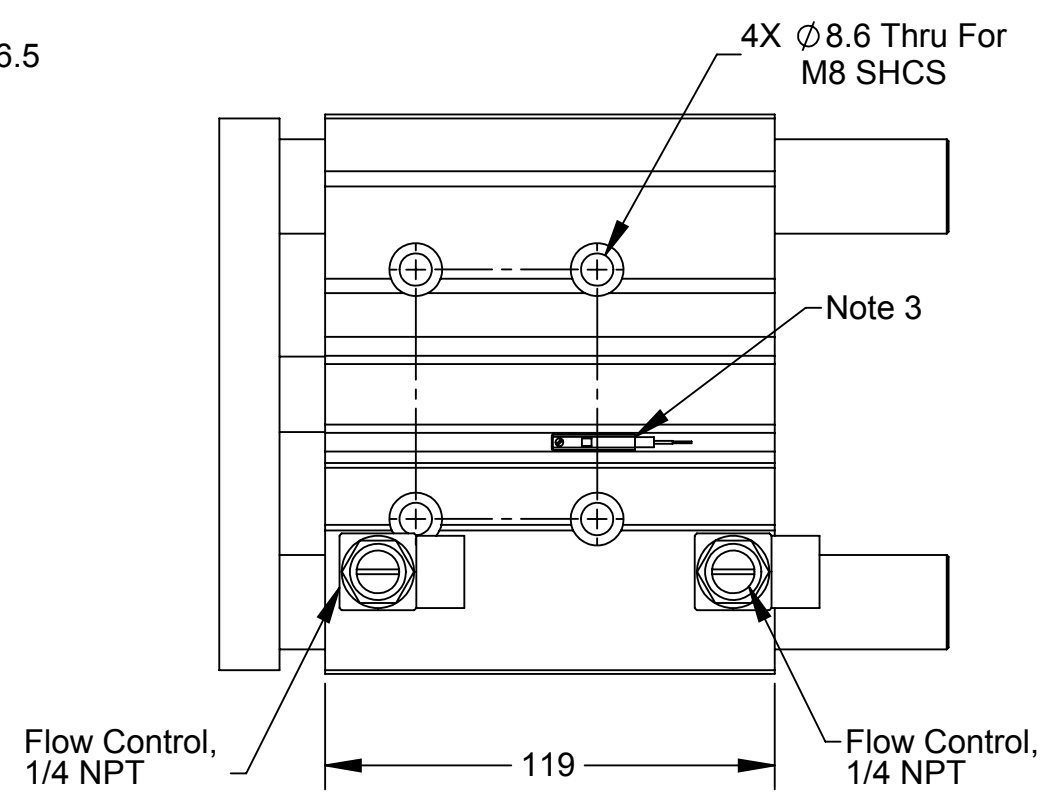
Rev.	Description	Initiator	Date
01	Initial Drawing	DAN	12/11/12
02	ECO 13906: Updated 3710-20-3400 model to current SMC revision, added full SMC part number in notes.	DJB	10/29/2015



Cylinder Mounting View



Push Plate Mounting View

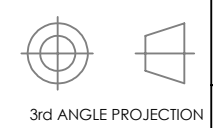


Front View

- Notes:
- Unit features SMC Guided Cylinder (MGPM50TN-75Z-M9PSAPCS) with custom ATI mounting (02) pattern added to tool plate.
 - Recommended usable stroke is 50mm.
 - Unit features 1 cylinder position sensor, 3-wire PNP with M8 connector.
 - Customer must consider push forces of drive cylinder when designing surrounding fixtures.
 - ATI custom Utility Coupler mounting feature

NOTES: UNLESS OTHERWISE SPECIFIED.

DO NOT SCALE DRAWING. ALL DIMENSIONS ARE IN MILLIMETERS.



1031 Goodworth Drive, Apex, NC 27539, USA
 Tel: +1.919.772.0115 Email: info@ati-ia.com
 Fax: +1.919.772.8259 www.ati-ia.com
 ISO 9001 Registered Company

PROPERTY OF ATI INDUSTRIAL AUTOMATION, INC. NOT TO BE REPRODUCED IN ANY MANNER EXCEPT ON ORDER OR WITH PRIOR WRITTEN AUTHORIZATION OF ATI.

DRAWN BY: Dan Norton 12/11/12		TITLE: GK-GC-B50S75 Drive Unit	
CHECKED BY: M. Perrault 12/11/12			
PROJECT # -	SHEET 1 OF 1	SCALE: 1:2	SIZE: B
		DRAWING NUMBER: 9630-20-GK-GC-B50S75-SG-N	REVISION: 02