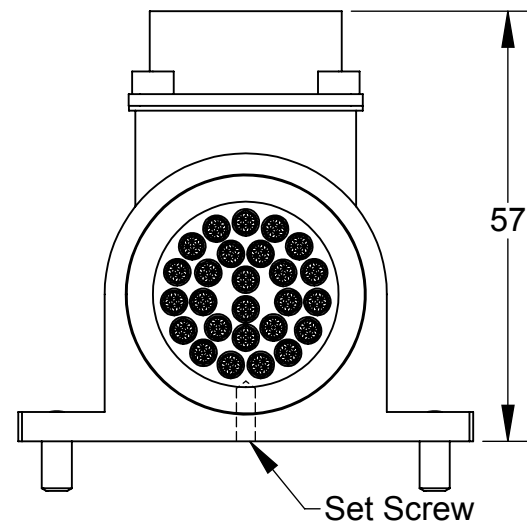
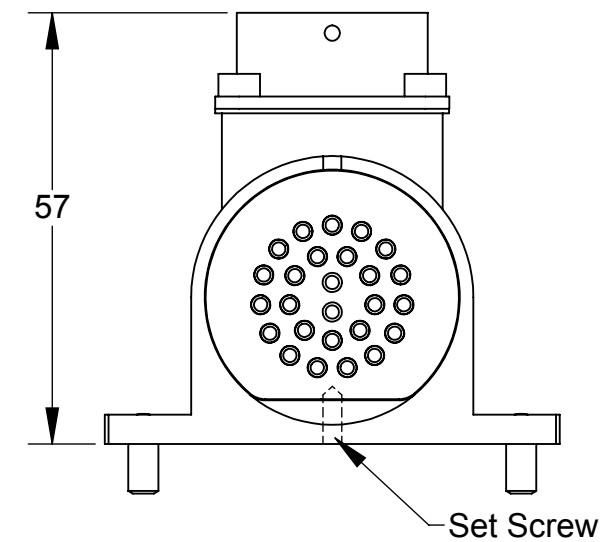
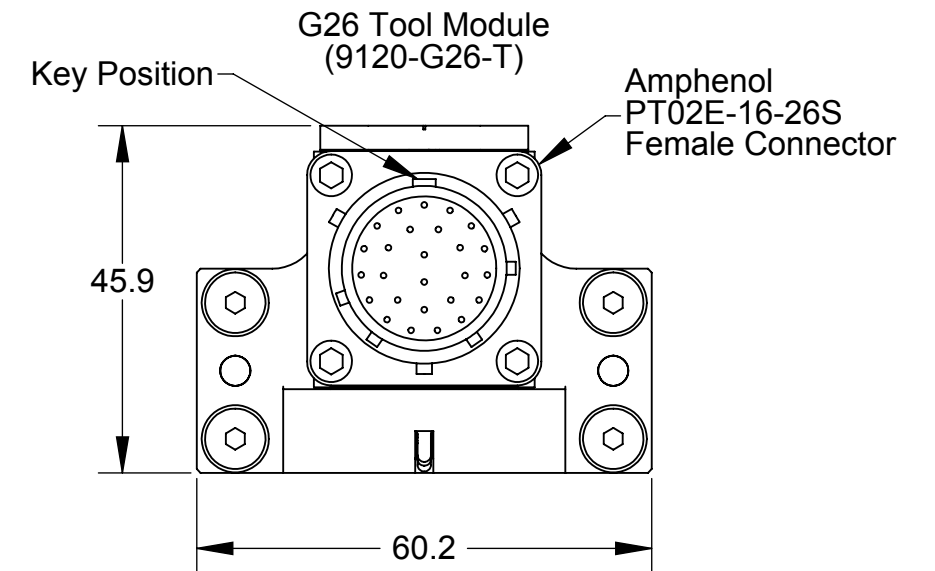
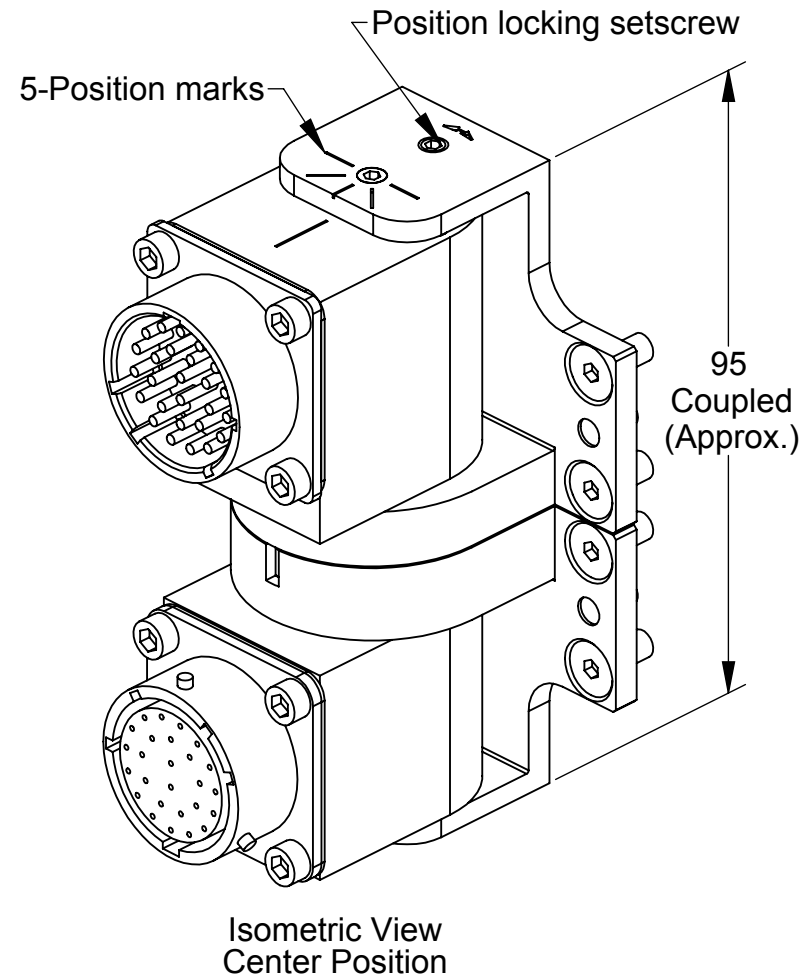
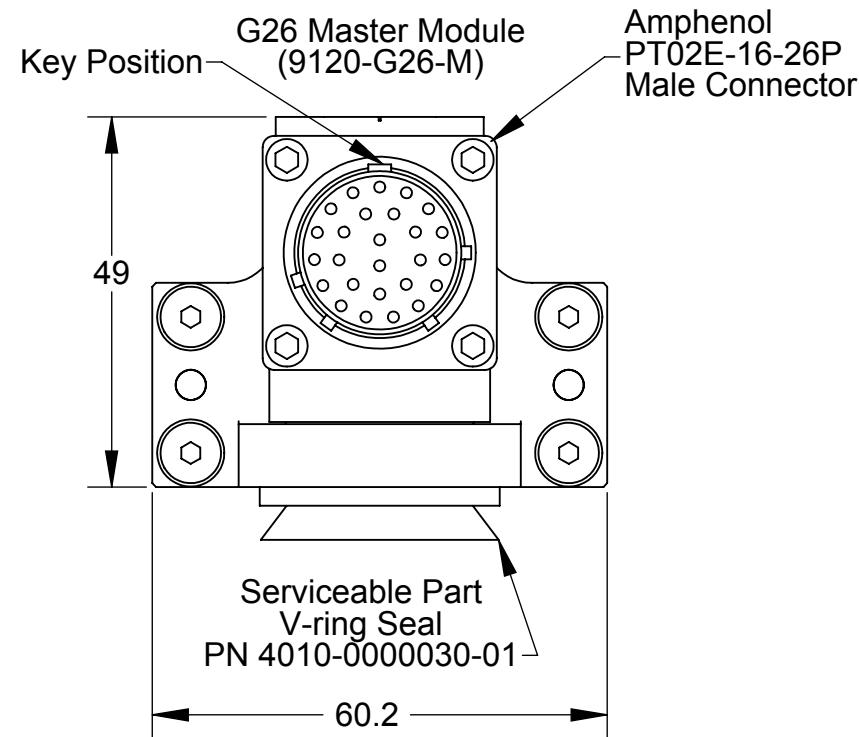


**"DANGER!" - For electrical modules using > 60VDC or 42 VAC, NO contact should be attempted before removing power. This especially includes separation or insertion of the mating connectors or any contact with the tool changer or its components."**

Rev.	Description	Initiator	Date
04	Eco 10684; Changed to standard connector on Master Side.	CF	2/15/2013
05	Eco 10946; Changed to standard connector on Tool Side.	CF	4/25/2013



Notes:

- The master module and tool module have 5-position options which can be adjusted as required.
- Warning:** The modules must be adjusted and secured into position prior to operation, otherwise internal damage to conductors may occur.

NOTES: UNLESS OTHERWISE SPECIFIED.

DO NOT SCALE DRAWING. ALL DIMENSIONS ARE IN MILLIMETERS.



3rd ANGLE PROJECTION

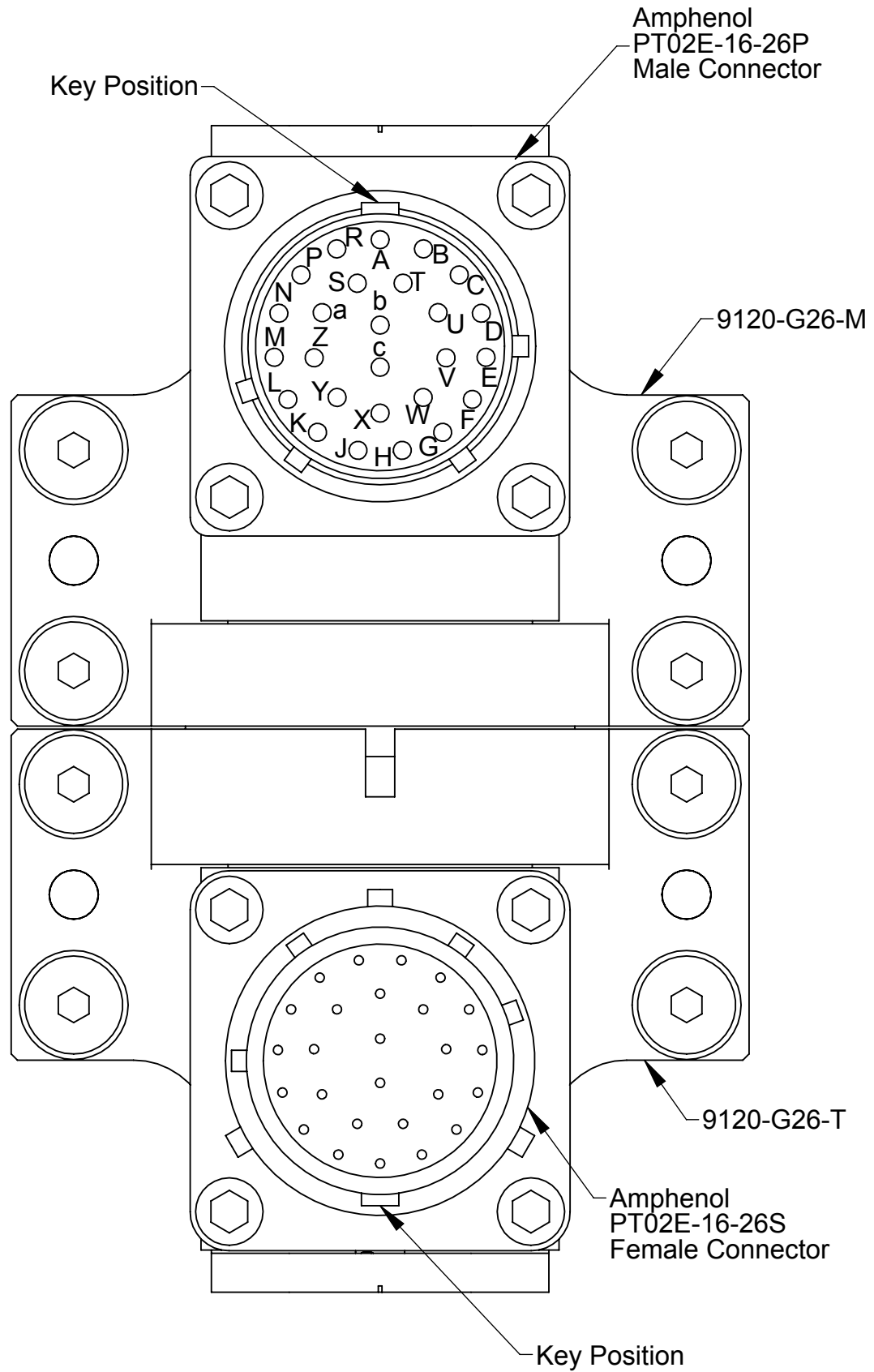


1031 Goodworth Drive, Apex, NC 27539, USA  
 Tel: +1.919.772.0115 Email: info@ati-ia.com  
 Fax: +1.919.772.8259 www.ati-ia.com  
 ISO 9001 Registered Company

PROPERTY OF ATI INDUSTRIAL AUTOMATION, INC. NOT TO BE REPRODUCED IN ANY MANNER EXCEPT ON ORDER OR WITH PRIOR WRITTEN AUTHORIZATION OF ATI.

DRAWN BY: J.Snape, 6/9/05		TITLE	
CHECKED BY: DSS, 6/10/05		G26-M with G26-T Assembly	
PROJECT #	050603-2	SHEET	1 OF 2
SCALE	1:1	SIZE	B
DRAWING NUMBER	9630-20-G26	REVISION	05

Rev.	Description	Initiator	Date
-	See Sheet1	-	-



**Wiring Table**

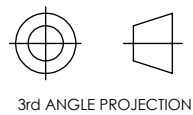
G26-T PT02E-16-26S Female Connector	G26-M PT02E-16-26P Male Connector
A	A
B	B
C	C
D	D
E	E
F	F
G	G
H	H
J	J
K	K
L	L
M	M
N	N
P	P
R	R
S	S
T	T
U	U
V	V
W	W
X	X
Y	Y
Z	Z
a	a
b	b
c	c

(c recommended for ground)

**Note:**  
1. Pin "c" is first mate, last break. This pin is recommended for use as ground.

NOTES: UNLESS OTHERWISE SPECIFIED.

DO NOT SCALE DRAWING. ALL DIMENSIONS ARE IN MILLIMETERS.



1031 Goodworth Drive, Apex, NC 27539, USA  
 Tel: +1.919.772.0115 Email: info@ati-ia.com  
 Fax: +1.919.772.8259 www.ati-ia.com  
 ISO 9001 Registered Company

PROPERTY OF ATI INDUSTRIAL AUTOMATION, INC. NOT TO BE REPRODUCED IN ANY MANNER EXCEPT ON ORDER OR WITH PRIOR WRITTEN AUTHORIZATION OF ATI.

DRAWN BY: J.Snape, 6/9/05		TITLE		
CHECKED BY: DSS, 6/10/05		G26-M with G26-T Assembly		
PROJECT #	050603-2 SHEET 2 OF 2	SCALE	SIZE	DRAWING NUMBER
		2:1	B	9630-20-G26
				REVISION
				05