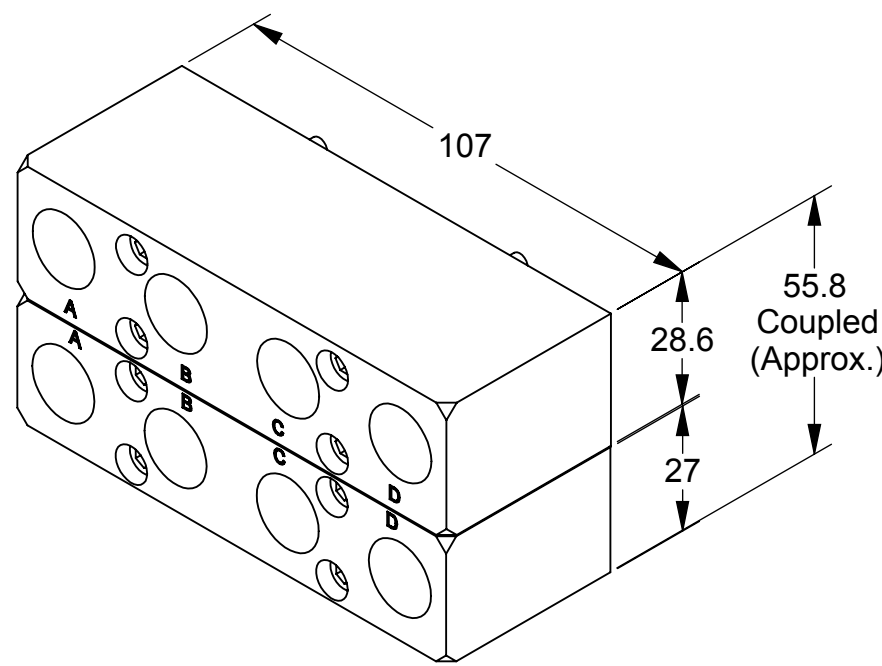
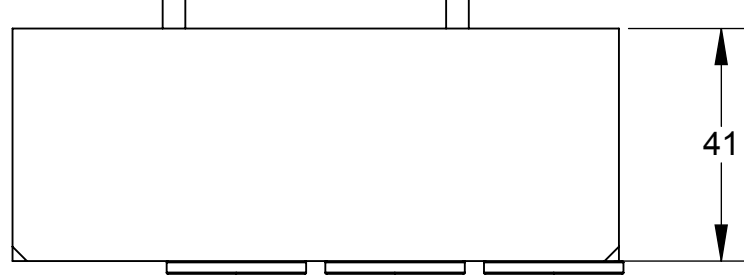
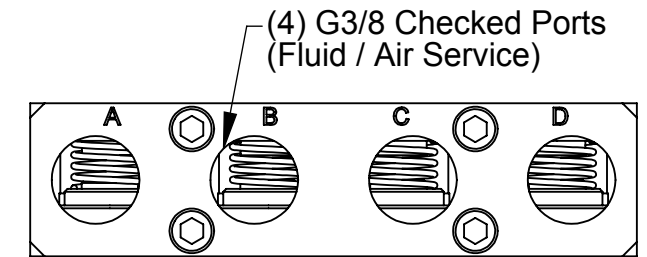
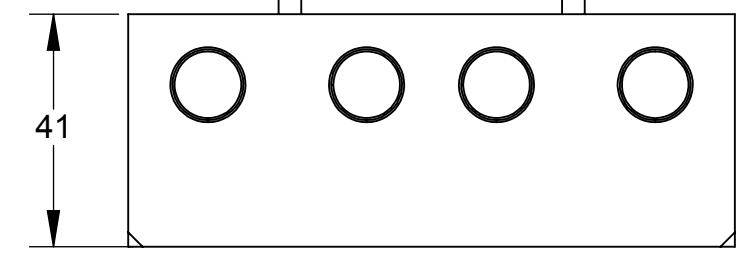


Rev.	Description	Initiator	Date
06	ECO 12704; Added Torque Values To Valve Stem & Plug	TBC	11/6/2014

FG4 Master Module
(9120-FG4-M)

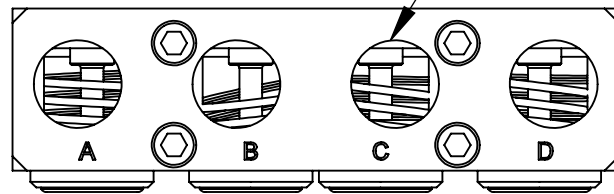


FG4 Tool Module
(9120-FG4-T)



① 7649-222 / 10 in-lbs.

(4) G3/8 Checked Ports
(Fluid / Air Service)



Notes:

Material of Construction:

1. Housing - Stainless Steel
2. Valve Components - Rubber, PVC & Stainless Steel

Operation:

1. For best results ensure fluids are near neutral pH, minimize fluid particulate size and keep fluid module mating surfaces free and clear of any debris.
2. Checked ports can produce significant forces when under high supply pressures. These forces have to be overcome to achieve tool changer coupling.
3. Checked ports do not support vacuum conditions.

FG4-M Serviceable Parts

ITEM NO.	QTY.	PART NUMBER	DESCRIPTION
1	4	3700-20-3488	Valve Stem
2	4	3410-0001068-01	Mini U-Cup Seal 18mm ID x 22mm Buna
3	4	3700-20-2994	Master Check Valve Piston, FA44
4	4	3410-0001065-01	O-Ring 14MM X 2MM Buna
5	4	3410-0001183-01	O-Ring 6MM X 2MM Buna D90
6	4	3610-1907501-21	SS SPRING 7/8 OD

9120-F-M-Kit Spring and O-Ring Replacement Kit

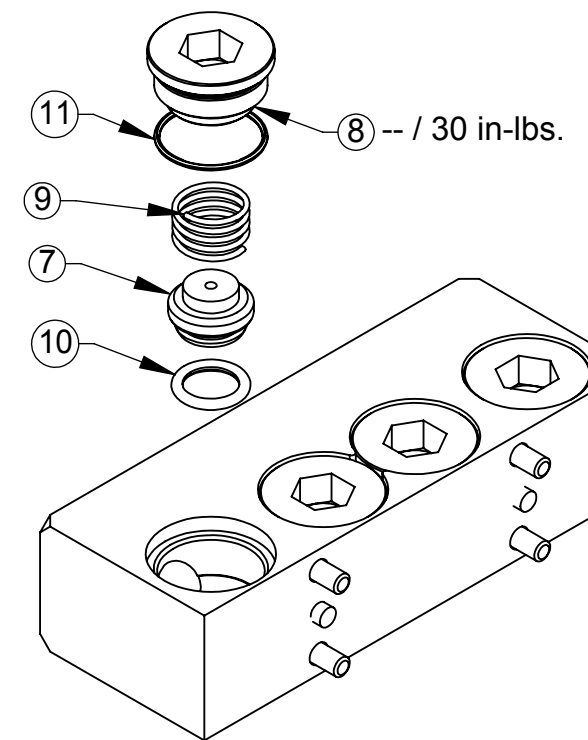
ITEM NO.	QTY.	PART NUMBER	DESCRIPTION
4	1	3410-0001065-01	O-Ring 14MM X 2MM Buna
5	1	3410-0001183-01	O-Ring 6MM X 2MM Buna D90
6	1	3610-1907501-21	SS SPRING 7/8 OD

FG4-T Serviceable Parts

ITEM NO.	QTY.	PART NUMBER	DESCRIPTION
7	4	3700-20-2303	Check Valve
8	4	3700-20-3288	Plug, F/A Tool
9	4	3610-6401501-21	SS Spring 14mm O.D.
10	4	3410-0001067-01	O-Ring, 10mm x 2mm, Buna N, Duro. 90
11	4	3410-0001284-01	O-Ring, .669 OD x .047 wall, 70D, Buna-N

9120-F-T-Kit Spring and O-Ring Replacement Kit

ITEM NO.	QTY.	PART NUMBER	DESCRIPTION
9	1	3610-6401501-21	SS Spring 14mm O.D.
10	1	3410-0001067-01	O-ring, 10mm x 2mm, Buna N, Dur. 90
11	1	3410-0001284-01	O-ring, .669OD x .047 wall, 70D, Buna-N



NOTES: UNLESS OTHERWISE SPECIFIED.

DO NOT SCALE DRAWING. ALL DIMENSIONS ARE IN MILLIMETERS.



3rd ANGLE PROJECTION



1031 Goodworth Drive, Apex, NC 27539, USA
 Tel: +1.919.772.0115 Email: info@ati-ia.com
 Fax: +1.919.772.8259 www.ati-ia.com
 ISO 9001 Registered Company

PROPERTY OF ATI INDUSTRIAL AUTOMATION, INC. NOT TO BE REPRODUCED IN ANY MANNER EXCEPT ON ORDER OR WITH PRIOR WRITTEN AUTHORIZATION OF ATI.

DRAWN BY: Dan Norton, 10/20/03

CHECKED BY: B.Digeso 10/12/04

PROJECT # 030729-2 SHEET 1 OF 1

TITLE

FG4 Fluid/Air Module Drawing

SCALE
3:4

SIZE
B

DRAWING NUMBER
9630-20-FG4

REVISION
06