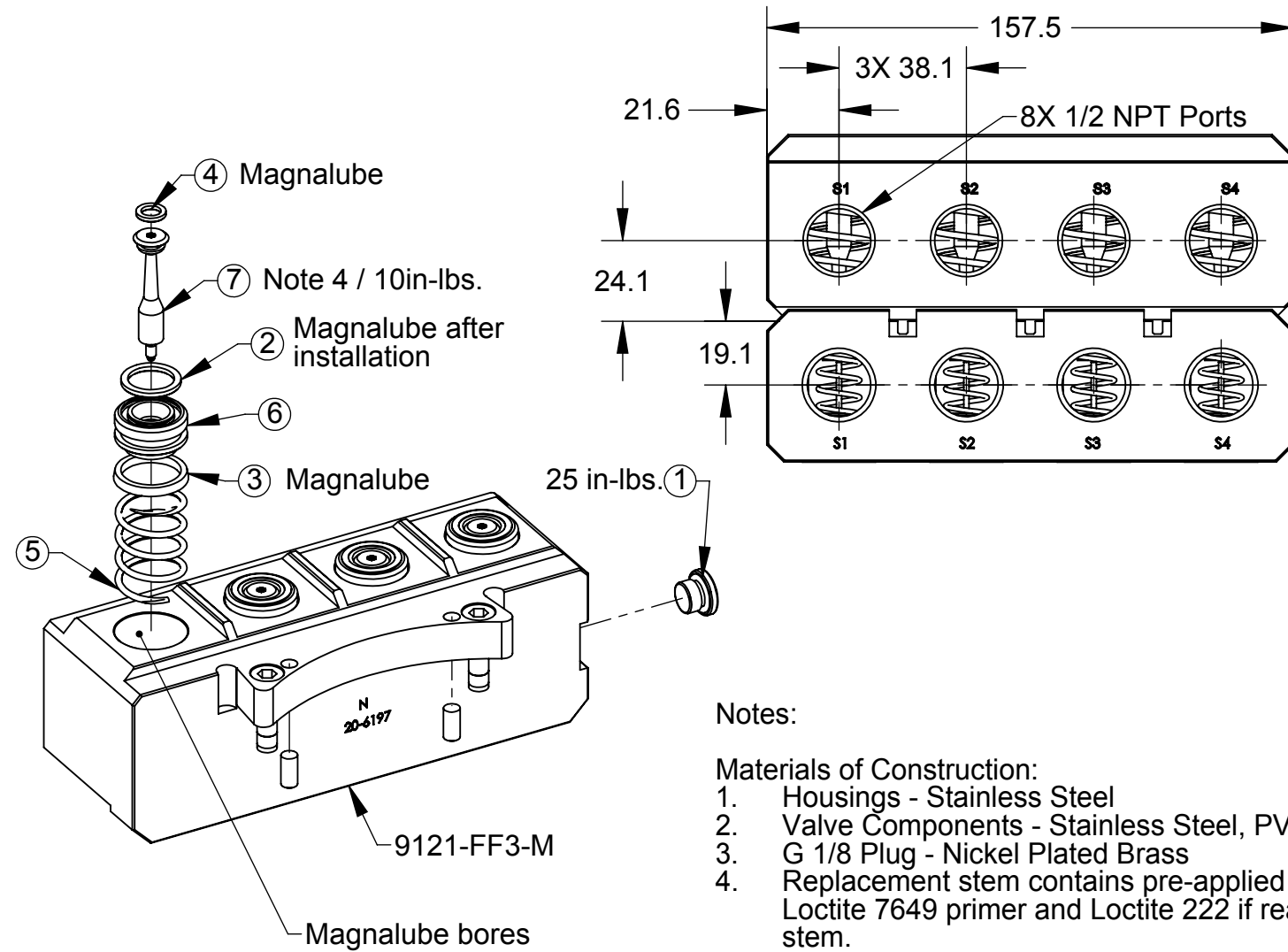


Rev.	Description	Initiator	Date
05	ECO 14747; Added torque and Magnalube information, added Note 3, and updated Title Block. Replaced 3540-0101750-21 & 3700-20-4121 with 9005-20-1515 in drawing BOM. Removed SHCS, dowel pins, and Master Housing from BOMs. Added information for Service Kits 9120-F4-M-Kit and 9120-F5-T-Kit.	SZJ	9/19/2016



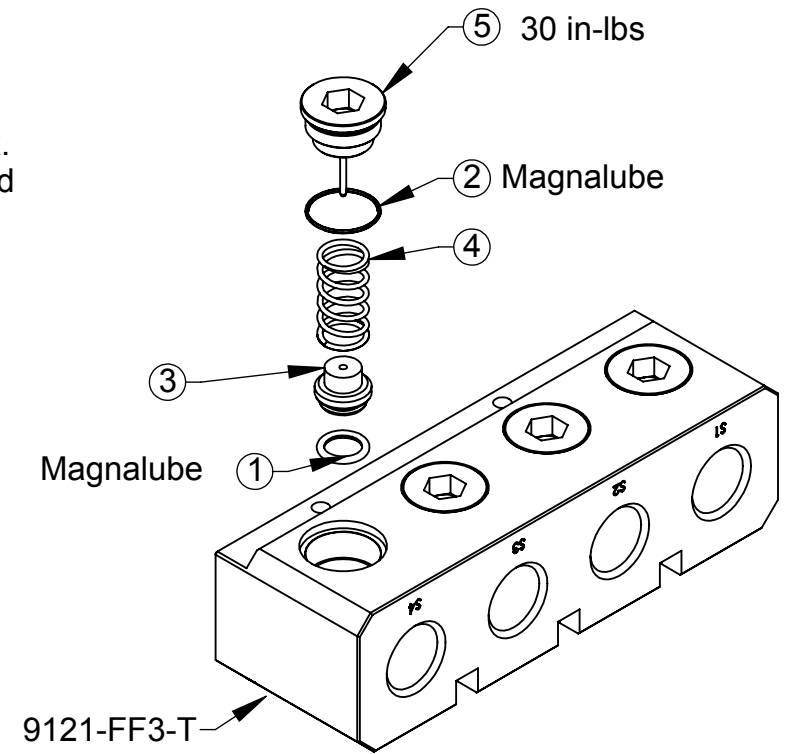
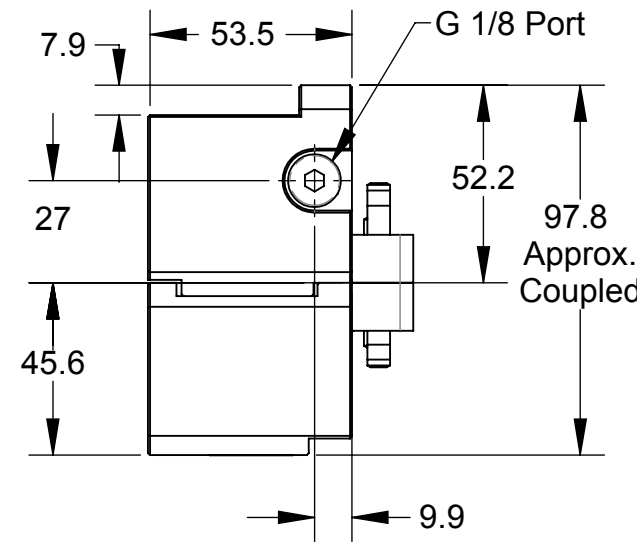
Notes:

Materials of Construction:

1. Housings - Stainless Steel
2. Valve Components - Stainless Steel, PVC & Nitrile
3. G 1/8 Plug - Nickel Plated Brass
4. Replacement stem contains pre-applied thread locker. Use Loctite 7649 primer and Loctite 222 if reassembling with original stem.

Operations:

5. For best results ensure fluids are near neutral pH, minimize fluid particulate size and keep fluid module mating surfaces free and clear of any debris.
6. Checked ports can produce significant forces when under high supply pressures. See product manual regarding proper operating procedure.



ITEM NO.	QTY.	PART NUMBER	DESCRIPTION
1	4	3410-0001067-01	O-ring, 10mm x 2mm, Buna N, Dur. 90
2	4	3410-0001284-01	O-ring, .669OD x .047 wall, 70D, Buna-N
3	4	3700-20-1457	SW-150A Tool Check Valve Piston
4	4	3700-20-1460	SPRING, F/A TOOL
5	4	9005-20-1515	3/8" Check Port Long Plug with Dowel

Note: Service Kit 9120-F1-T-Kit consists of (1) each of items 1, 2, & 4.
Note: Service Kit 9120-F5-T-Kit consists of (1) each of items 1 thru 5.

ITEM NO.	QTY.	PART NUMBER	DESCRIPTION
1	1	3405-1000002-00	G1/8 Plug, Hex Socket, O-Ring Seal
2	4	3410-0001065-01	O-Ring 14MM X 2MM Buna
3	4	3410-0001068-01	Mini U-Cup Seal 18mm ID x 22mm Buna
4	4	3410-0001183-01	O-Ring 6MM X 2MM Buna D90
5	4	3700-20-1459	SW-150A Master Fluid / Air Spring SS
6	4	3700-20-2994	Master Check Valve Piston, FA44
7	4	3700-20-2996	VALVE STEM, HIGH STRENGTH

Note: Service Kit 9120-F2-M-Kit consists of (1) each of items 2 thru 5.
Note: Service Kit 9120-F4-M-Kit consists of (1) each of items 2 thru 7.

NOTES: UNLESS OTHERWISE SPECIFIED.

DO NOT SCALE DRAWING. ALL DIMENSIONS ARE IN MILLIMETERS.



3rd ANGLE PROJECTION



1031 Goodworth Drive, Apex, NC 27539, USA
Tel: +1.919.772.0115 Email: info@ati-ia.com
Fax: +1.919.772.8259 www.ati-ia.com
ISO 9001 Registered Company

PROPERTY OF ATI INDUSTRIAL AUTOMATION, INC. NOT TO BE REPRODUCED IN ANY MANNER EXCEPT ON ORDER OR WITH PRIOR WRITTEN AUTHORIZATION OF ATI.

DRAWN BY: D. Wagner 11/10/09		TITLE	
CHECKED BY: DKL 11/10/09		FF3-M, FF3-T Module Drawing	
PROJECT #	091016-2	SHEET	1 OF 1
SCALE	1:5	SIZE	B
DRAWING NUMBER	9630-20-FF3	REVISION	05