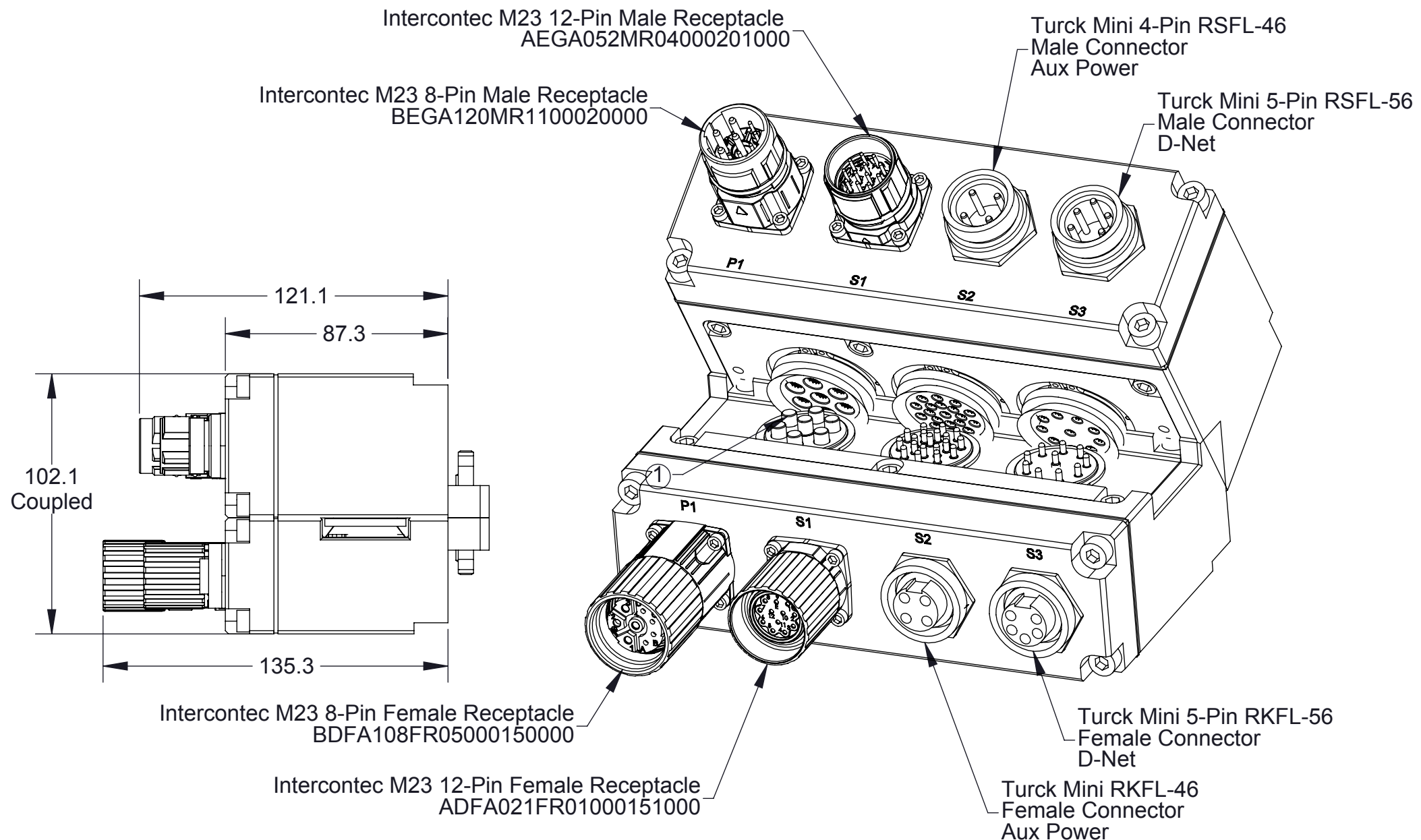
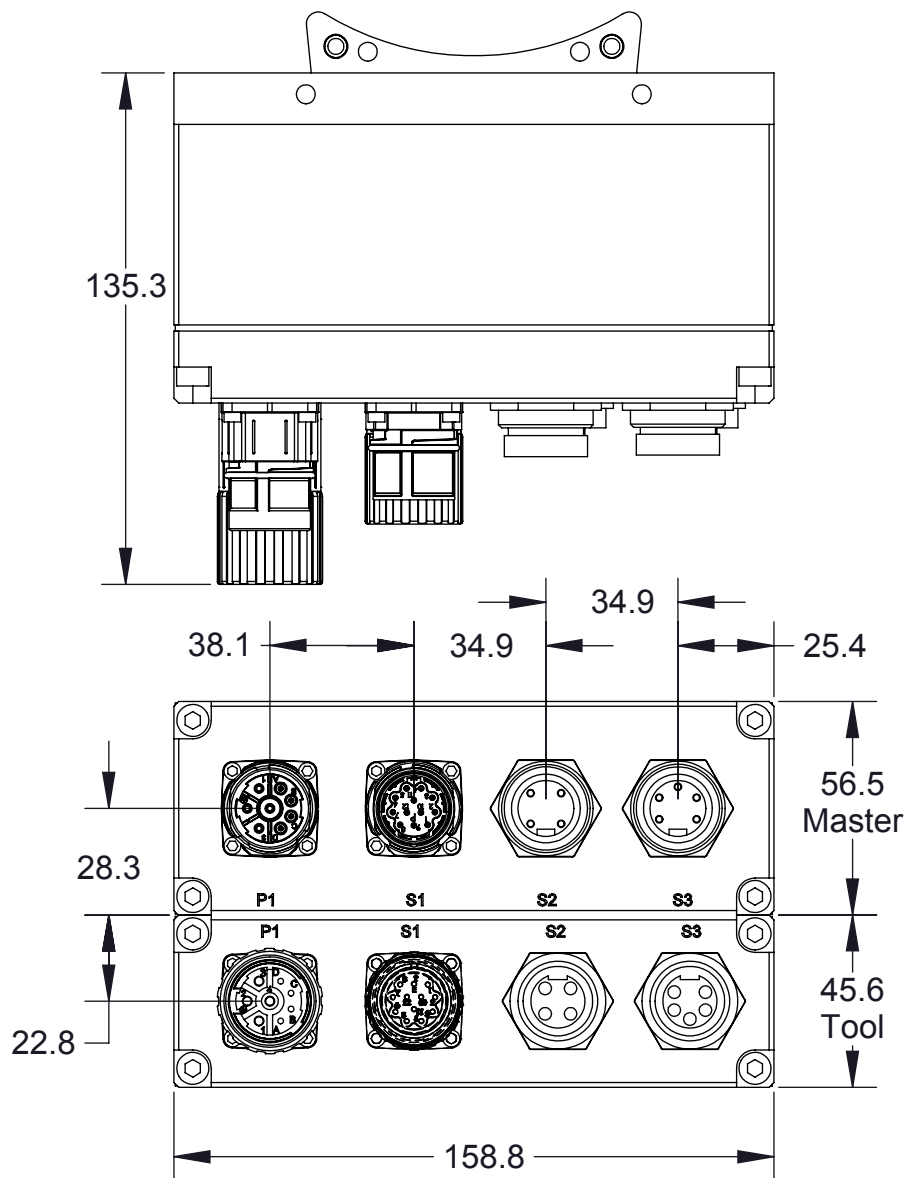


"DANGER!" - Electrical Shock Hazard

This module has a Voltage of 50V or greater, NO contact should be attempted before removing power. This especially includes separation or insertion of the mating connectors or any contact with the tool changer or its components.

Rev.	Description	Initiator	Date
05	Eco 13928; Updated Electrical Schematic on Sheet 4 to add shielding to the power cable.	CF	12/2/2015



Notes:

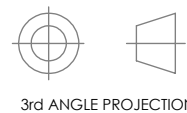
1. Do not uncouple the Tool Changer with power applied to contacts.
2. Do not service with power applied to contacts.

User Serviceable Parts

Item No.	Part No.	Description
1	4010-0000030-01	V-Ring Seal

NOTES: UNLESS OTHERWISE SPECIFIED.

DO NOT SCALE DRAWING. ALL DIMENSIONS ARE IN MILLIMETERS.



3rd ANGLE PROJECTION



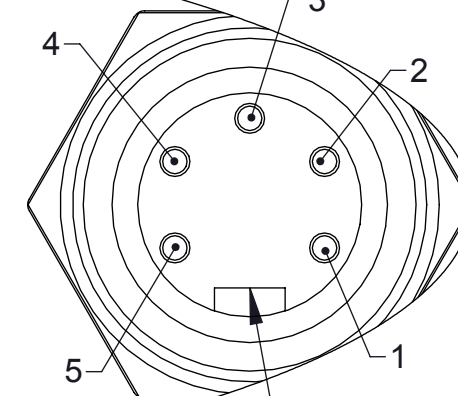
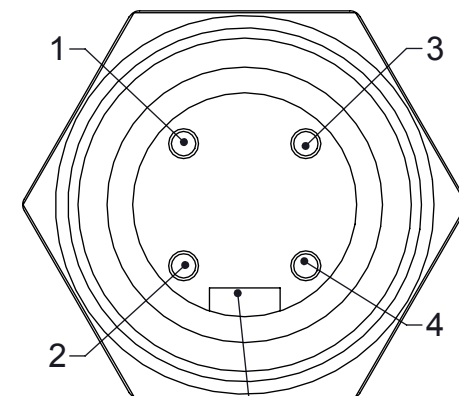
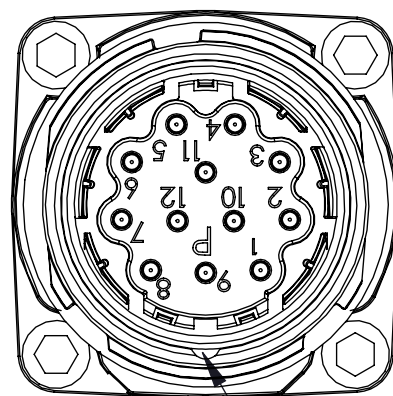
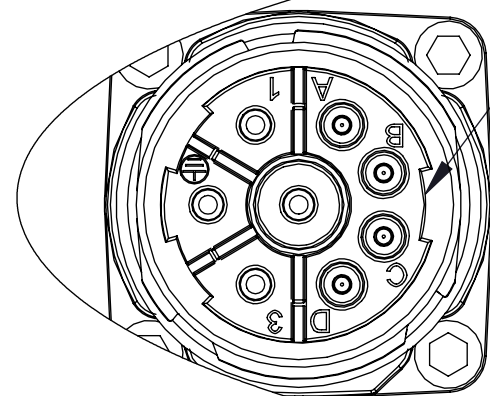
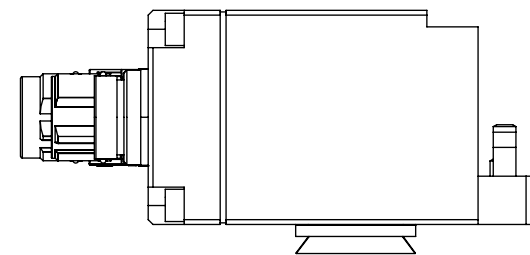
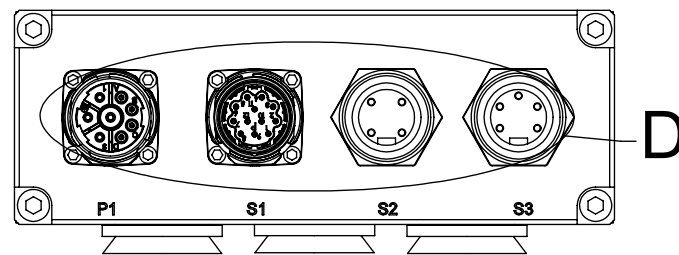
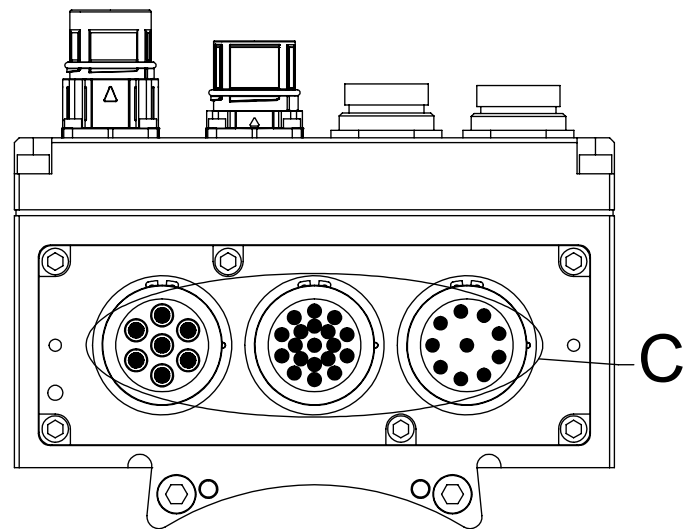
1031 Goodworth Drive, Apex, NC 27539, USA
 Tel: +1.919.772.0115 Email: info@ati-ia.com
 Fax: +1.919.772.8259 www.ati-ia.com
 ISO 9001 Registered Company

PROPERTY OF ATI INDUSTRIAL AUTOMATION, INC. NOT TO BE REPRODUCED IN ANY MANNER EXCEPT ON ORDER OR WITH PRIOR WRITTEN AUTHORIZATION OF ATI.

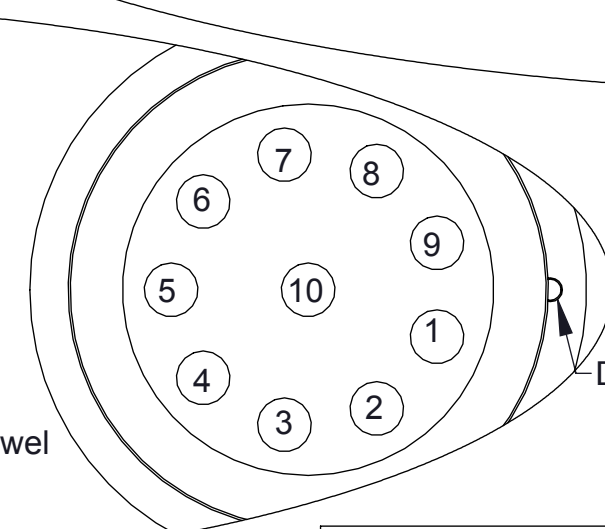
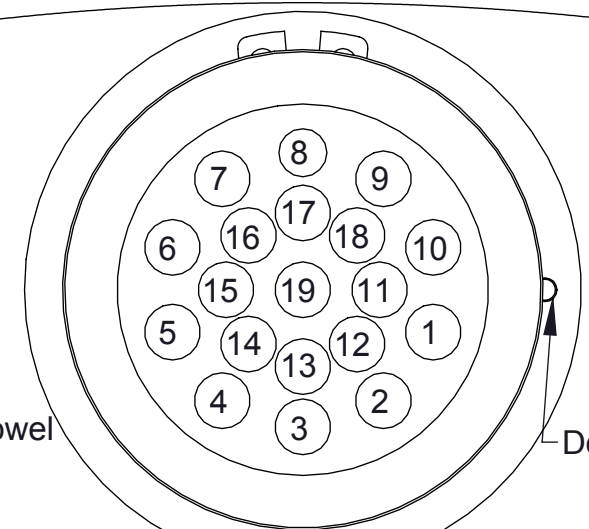
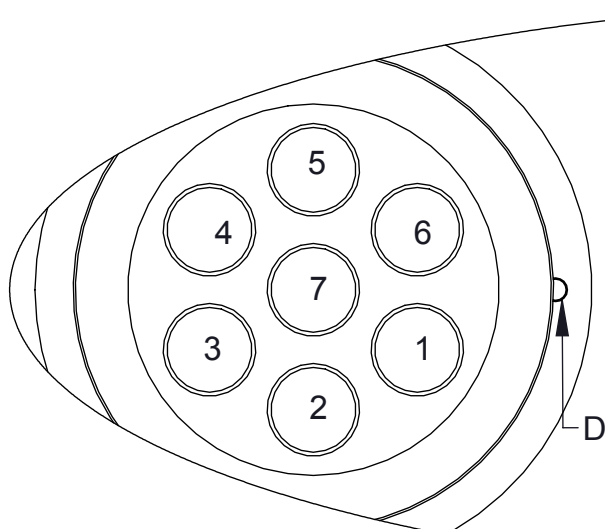
DRAWN BY: A Pongor, 01/31/13		TITLE	
CHECKED BY: A Takla, 01/31/13 L Jamashidi 2/5/13		EC6 Servo Module Assembly, Wiring	
PROJECT #	130116-2	SHEET	1 OF 5
SCALE	1:5	SIZE	B
DRAWING NUMBER	9630-20-EC6	REVISION	05

MASTER MODULE 9121-EC6-M

Rev.	Description	Initiator	Date
-	See Sheet1	-	-

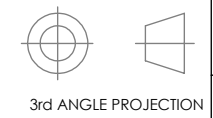


DETAIL D
SCALE 2 : 1



DETAIL C
SCALE 2 : 1

NOTES: UNLESS OTHERWISE SPECIFIED.
DO NOT SCALE DRAWING. ALL DIMENSIONS ARE IN MILLIMETERS.



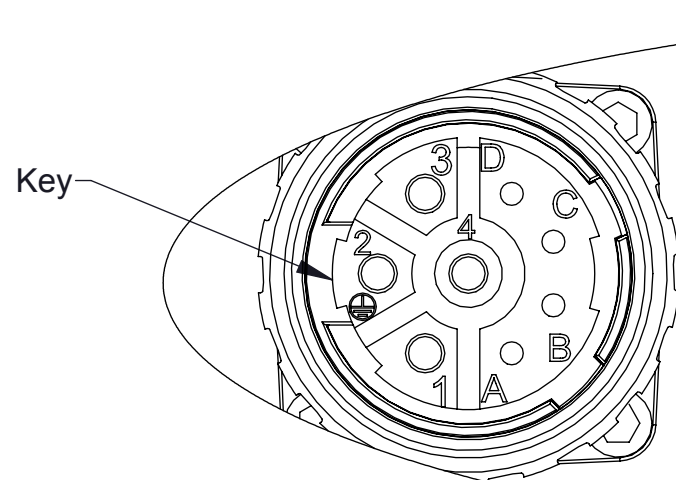
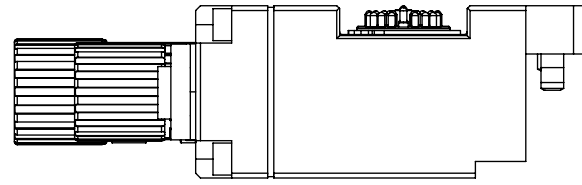
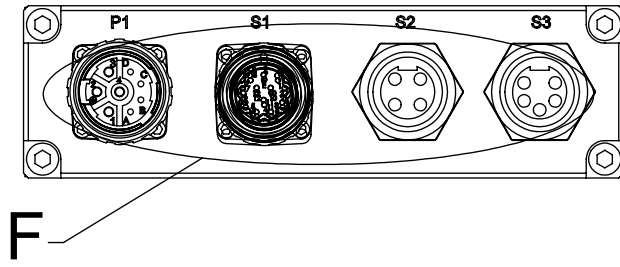
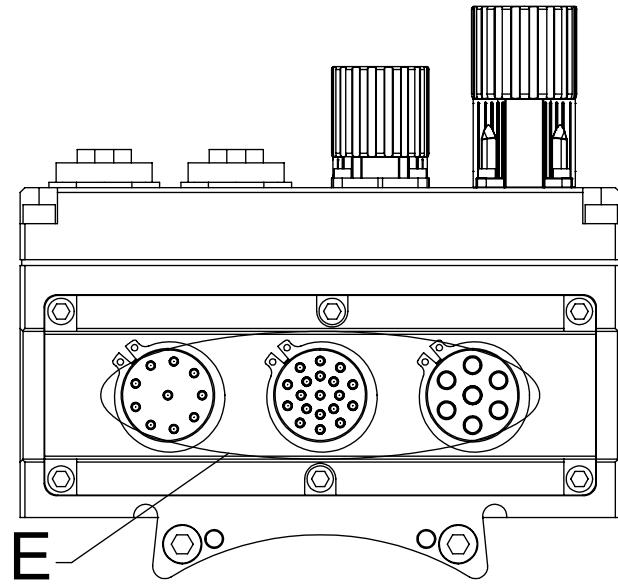
1031 Goodworth Drive, Apex, NC 27539, USA
Tel: +1.919.772.0115 Email: info@ati-ia.com
Fax: +1.919.772.8259 www.ati-ia.com
ISO 9001 Registered Company

PROPERTY OF ATI INDUSTRIAL AUTOMATION, INC. NOT TO BE REPRODUCED IN ANY MANNER EXCEPT ON ORDER OR WITH PRIOR WRITTEN AUTHORIZATION OF ATI.

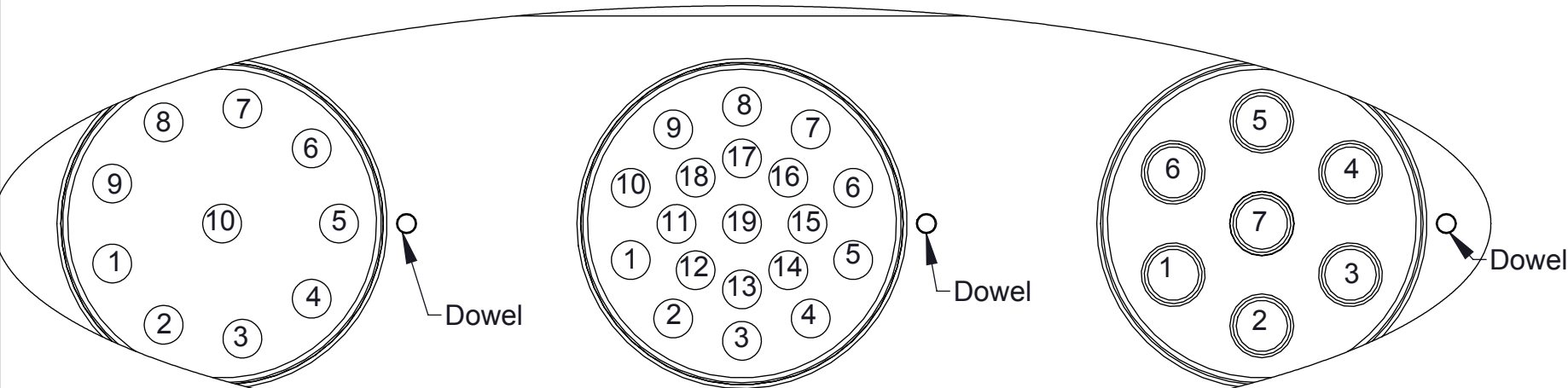
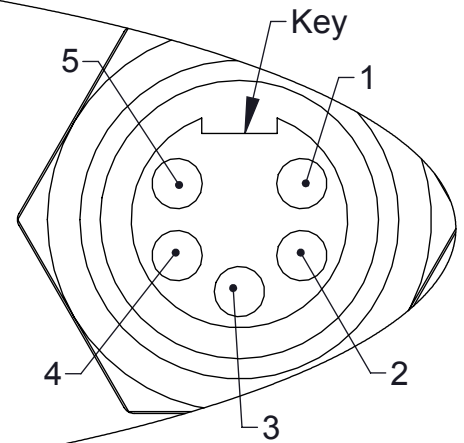
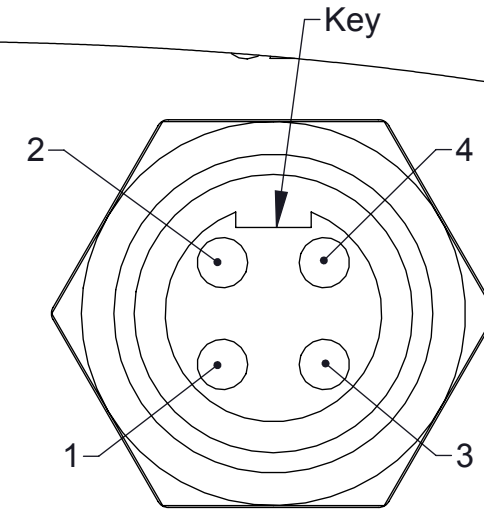
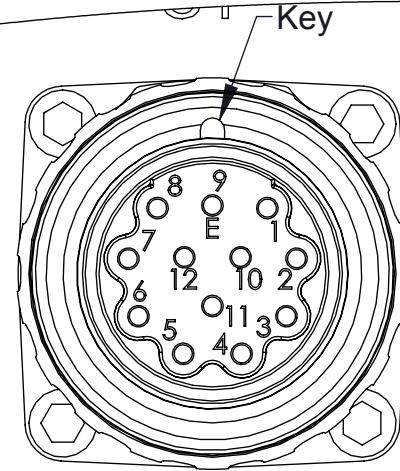
DRAWN BY: A Pongor, 01/31/13		TITLE	
CHECKED BY: A Takla, 01/31/13 L Jamashidi 2/5/13		EC6 Servo Module Assembly, Wiring	
PROJECT # 130116-2 SHEET 2 OF 5	SCALE 1:2	SIZE B	DRAWING NUMBER 9630-20-EC6
			REVISION 05

TOOL MODULE 9121-EC6-T

Rev.	Description	Initiator	Date
-	See Sheet1	-	-



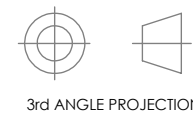
DETAIL F
SCALE 2 : 1



DETAIL E
SCALE 2 : 1

NOTES: UNLESS OTHERWISE SPECIFIED.

DO NOT SCALE DRAWING. ALL DIMENSIONS ARE IN MILLIMETERS.




1031 Goodworth Drive, Apex, NC 27539, USA
 Tel: +1.919.772.0115 Email: info@ati-ia.com
 Fax: +1.919.772.8259 www.ati-ia.com
 ISO 9001 Registered Company

PROPERTY OF ATI INDUSTRIAL AUTOMATION, INC. NOT TO BE REPRODUCED IN ANY MANNER EXCEPT ON ORDER OR WITH PRIOR WRITTEN AUTHORIZATION OF ATI.

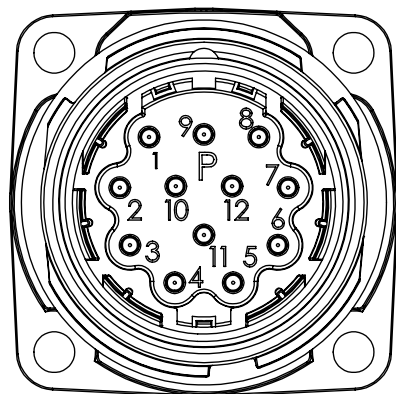
DRAWN BY: A Pongor, 01/31/13	TITLE EC6 Servo Module Assembly, Wiring			
CHECKED BY: A Takla, 01/31/13 L Jamashidi 2/5/13	SCALE 1:2	SIZE B	DRAWING NUMBER 9630-20-EC6	REVISION 05
PROJECT # 130116-2 SHEET 3 OF 5				

Rev.	Description	Initiator	Date
-	See Sheet1	-	-

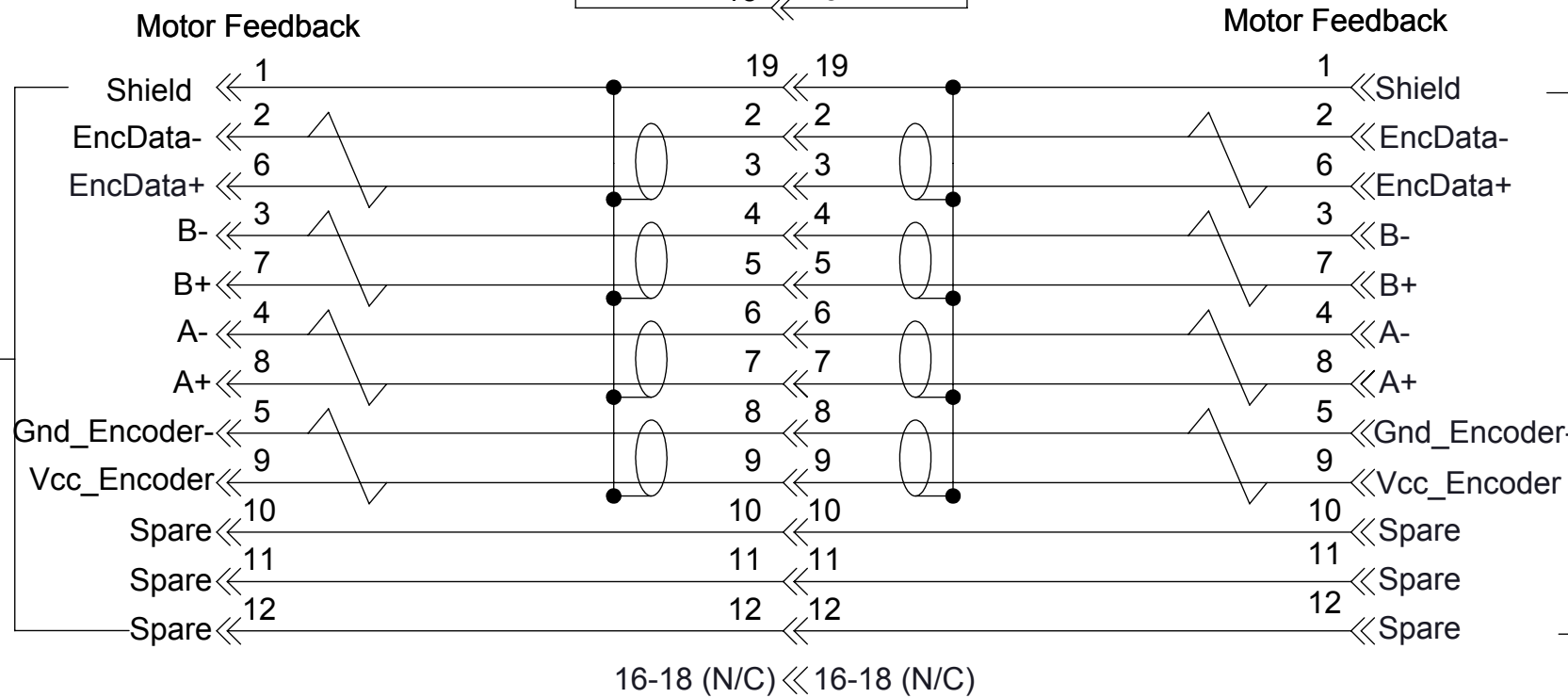
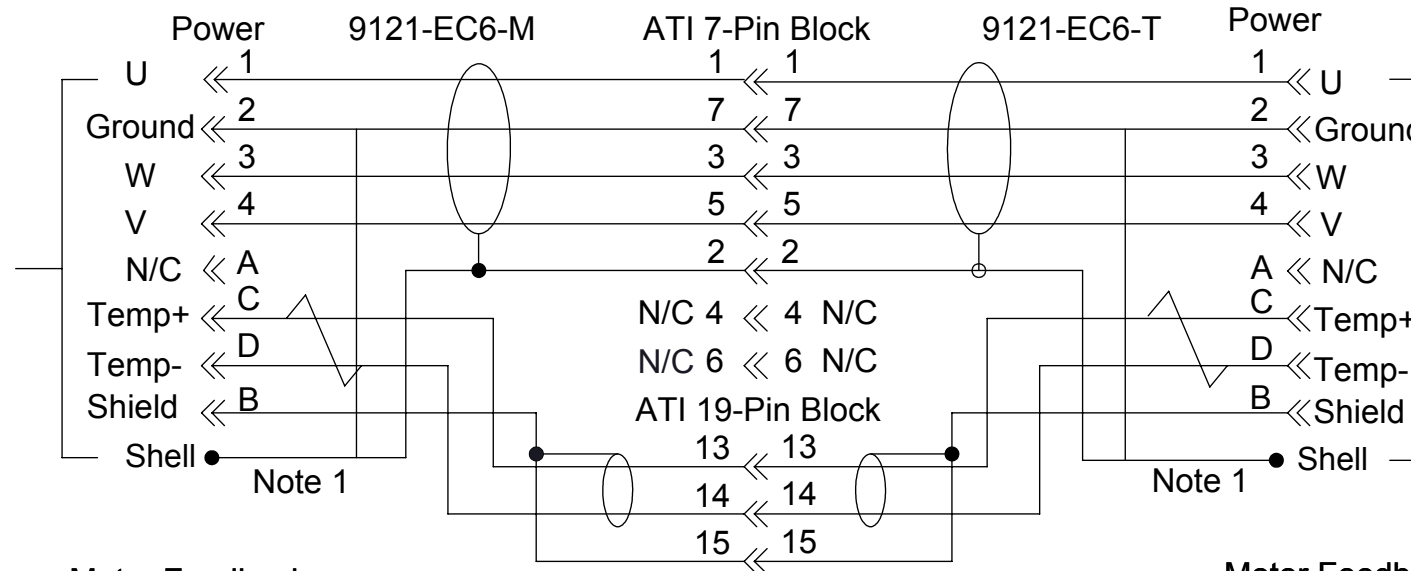
MASTER SIDE



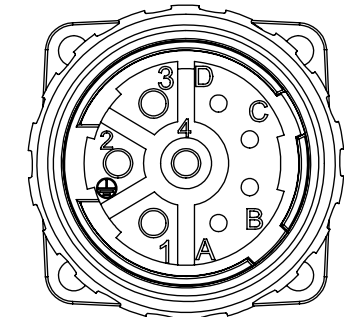
Intercontec M23 8-Pin Male Receptacle
BEGA120MR1100020000



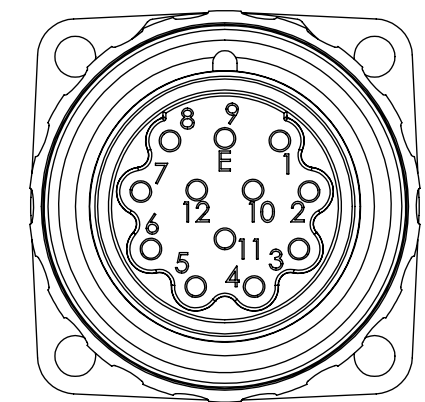
Intercontec M23 12-Pin Male Receptacle
AEGA052MR04000201000



TOOL SIDE



Intercontec M23 8-Pin Female Receptacle
BDFA108FR05000150000

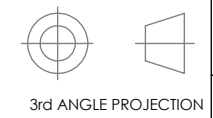


Intercontec M23 12-Pin Female Receptacle
ADFA021FR01000151000

- Notes:
- Pin 2 (Ground) of male and female power receptacle is attached to the shell by manufacturer.

NOTES: UNLESS OTHERWISE SPECIFIED.

DO NOT SCALE DRAWING. ALL DIMENSIONS ARE IN MILLIMETERS.

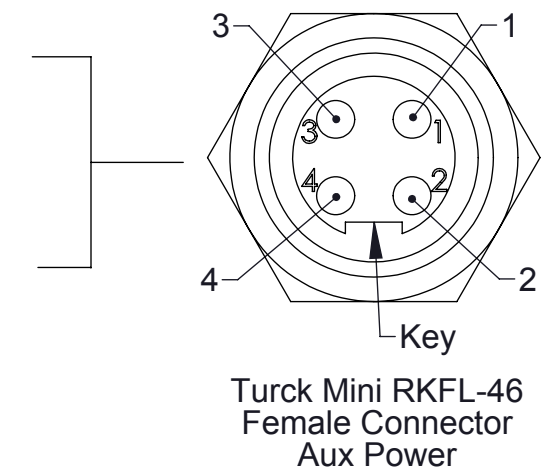
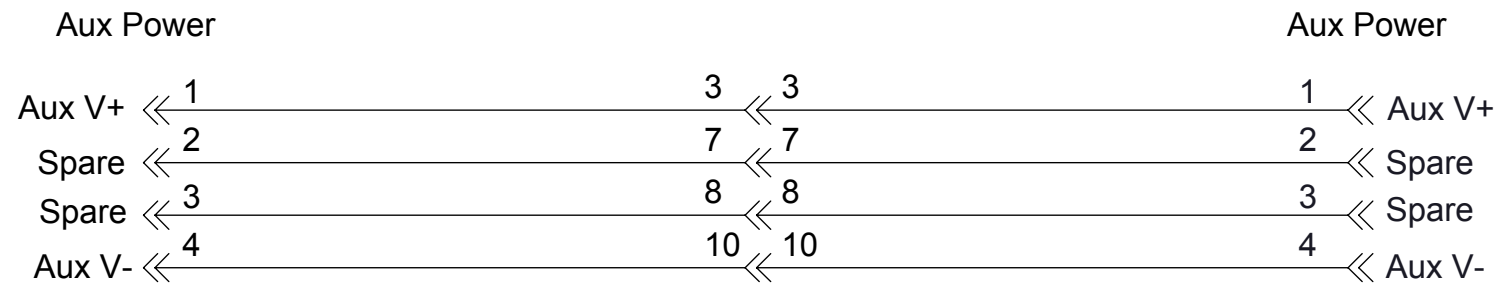
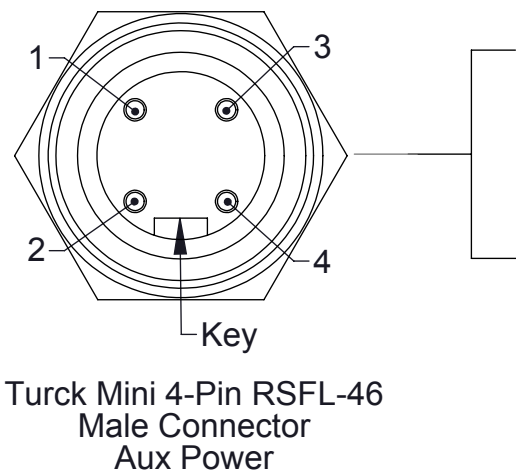
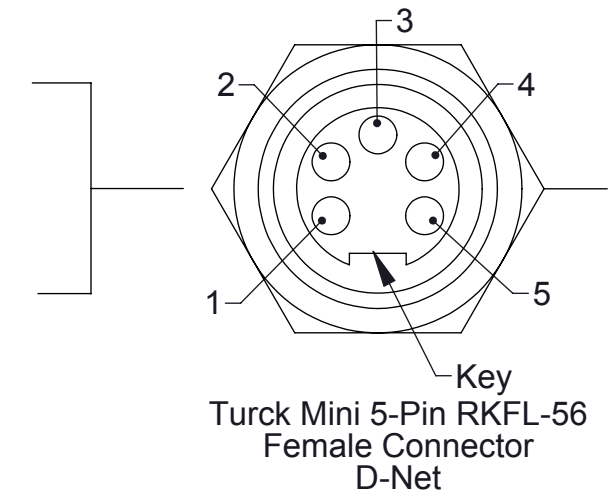
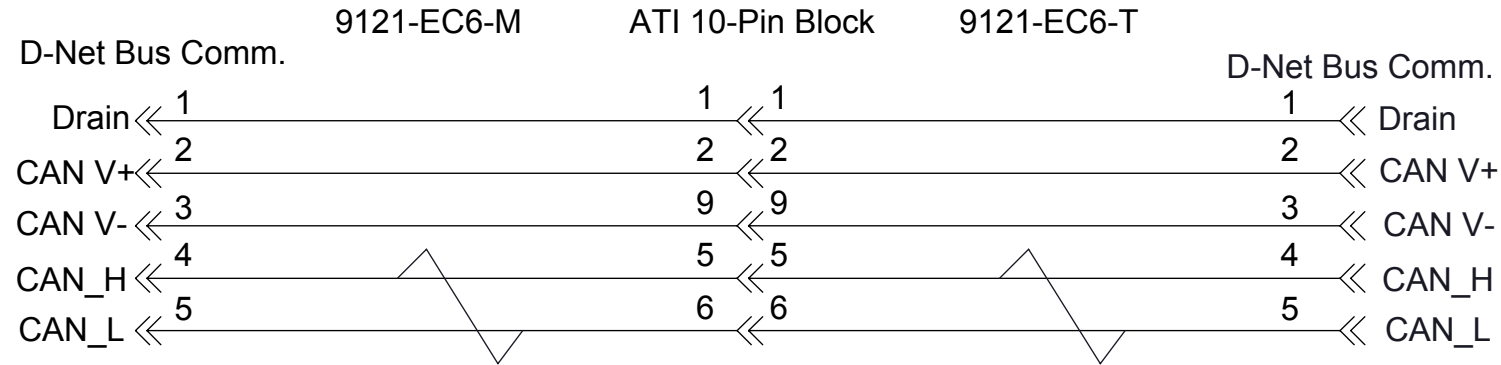
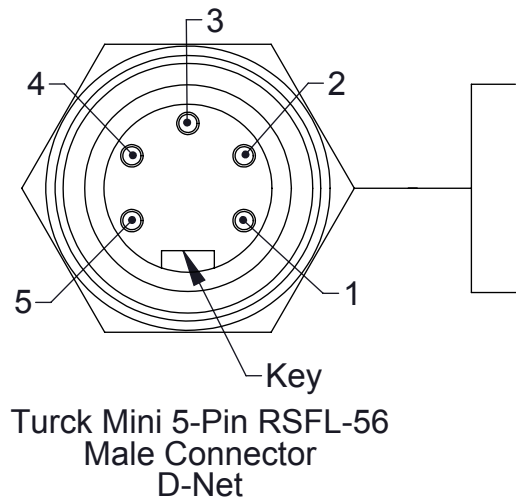


1031 Goodworth Drive, Apex, NC 27539, USA
Tel: +1.919.772.0115 Email: info@ati-ia.com
Fax: +1.919.772.8259 www.ati-ia.com
ISO 9001 Registered Company

PROPERTY OF ATI INDUSTRIAL AUTOMATION, INC. NOT TO BE REPRODUCED IN ANY MANNER EXCEPT ON ORDER OR WITH PRIOR WRITTEN AUTHORIZATION OF ATI.

DRAWN BY: A Pongor, 01/31/13		TITLE	
CHECKED BY: A Takla, 01/31/13 L Jamashidi 2/5/13		EC6 Servo Module Assembly, Wiring	
PROJECT #	130116-2	SHEET	4 OF 5
SCALE	1:5	SIZE	B
DRAWING NUMBER	9630-20-EC6	REVISION	05

Rev.	Description	Initiator	Date
-	See Sheet1	-	-



NOTES: UNLESS OTHERWISE SPECIFIED.

DO NOT SCALE DRAWING. ALL DIMENSIONS ARE IN MILLIMETERS.



3rd ANGLE PROJECTION



1031 Goodworth Drive, Apex, NC 27539, USA
Tel: +1.919.772.0115 Email: info@ati-ia.com
Fax: +1.919.772.8259 www.ati-ia.com
ISO 9001 Registered Company

PROPERTY OF ATI INDUSTRIAL AUTOMATION, INC. NOT TO BE REPRODUCED IN ANY MANNER EXCEPT ON ORDER OR WITH PRIOR WRITTEN AUTHORIZATION OF ATI.

DRAWN BY: A Pongor, 01/31/13		TITLE	
CHECKED BY: A Takla, 01/31/13 L Jamashidi 2/5/13		EC6 Servo Module Assembly, Wiring	
PROJECT #	130116-2	SHEET	OF 5
SCALE	1:2	SIZE	B
DRAWING NUMBER	9630-20-EC6	REVISION	05