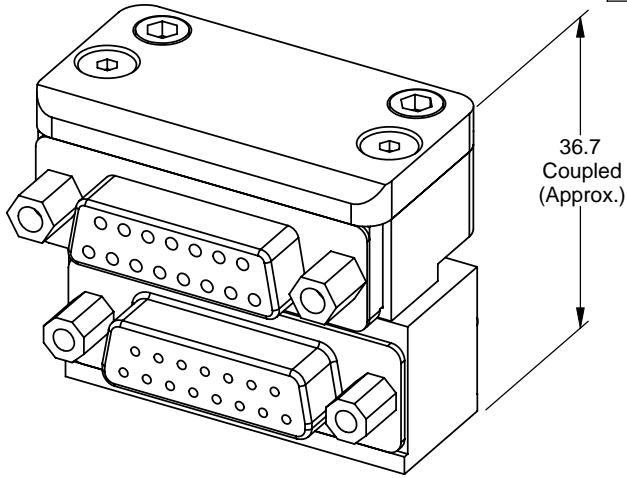
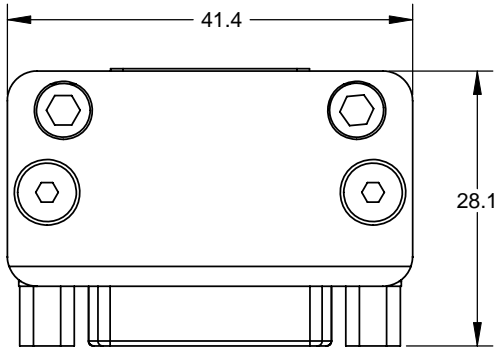
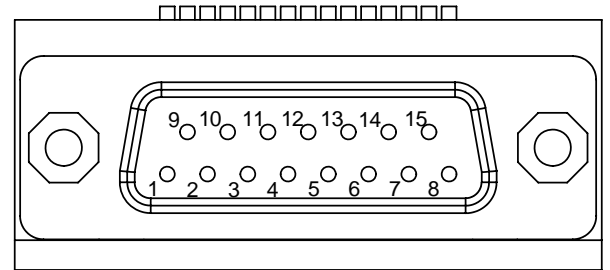
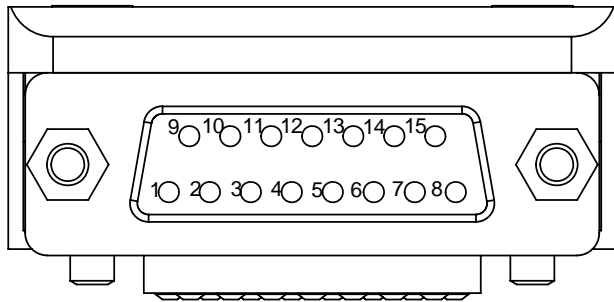

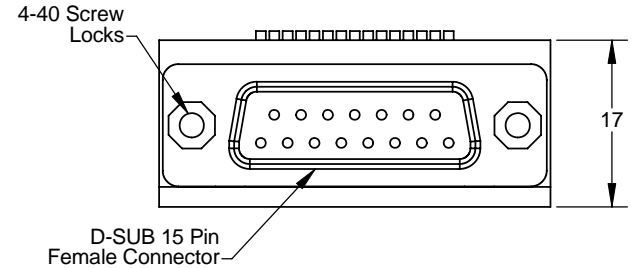
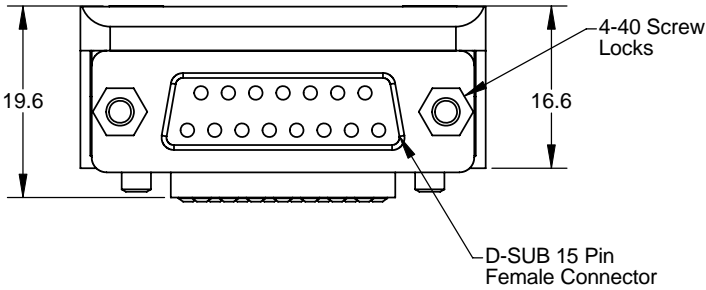
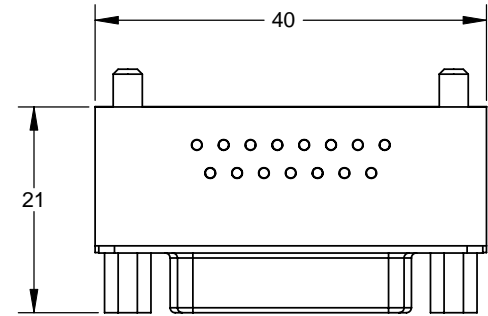


| Rev. | Description | Initiator | Date |
|------|----------------------------------------------------------------------------|-----------|-----------|
| 02 | ECO-7636: Revised Construction to Expose Mounting Screws of Master Module. | DAW | 3/19/2010 |

D15 Master Module
(9120-D15-M)

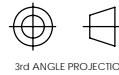


D15 Tool Module
(9120-D15-T)



Note:
Large views of connectors are 3:1 scale.

NOTES: UNLESS OTHERWISE SPECIFIED
DO NOT SCALE DRAWING. DRAWN IN SOLIDWORKS.
ALL DIMENSIONS ARE IN MILLIMETERS.



3rd ANGLE PROJECTION



1031 Goodworth Drive, Apex, NC 27539, USA
Tel: +1.919.772.0115 Email: info@ati-ia.com
Fax: +1.919.772.8259 www.ati-ia.com
ISO 9001 Registered Company

PROPERTY OF ATI INDUSTRIAL AUTOMATION, INC. NOT TO BE REPRODUCED IN ANY MANNER
EXCEPT ON ORDER OR WITH PRIOR WRITTEN AUTHORIZATION OF ATI.

| | | | |
|-------------------------------|--|-----------------------------|--------------------|
| DRAWN BY: D. Swanson 5/4/04 | | TITLE: D15 Module Drawing | |
| CHECKED BY: B. Digeso 11/2/04 | | SCALE: 2:1 | SIZE: B |
| WEIGHT LBS: .10 | | DRAWING NUMBER: 9630-20-D15 | |
| ASSEMBLY REF: | | PRODUCT RELEASE # 030725-3 | DATE: SHEET 1 OF 1 |
| | | | REVISION: 02 |