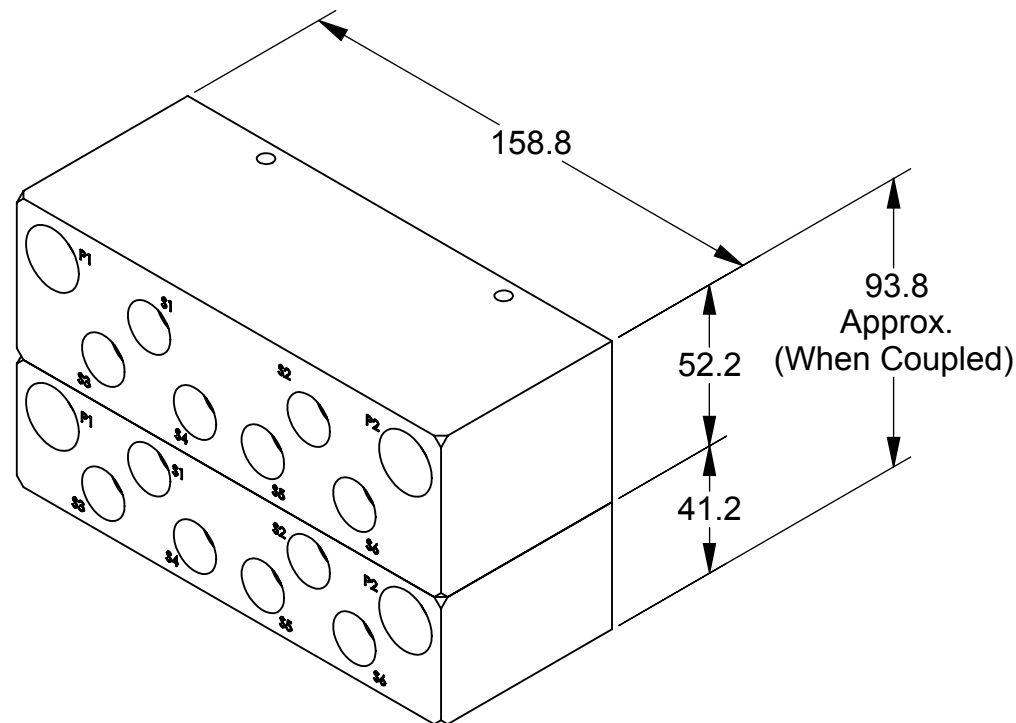
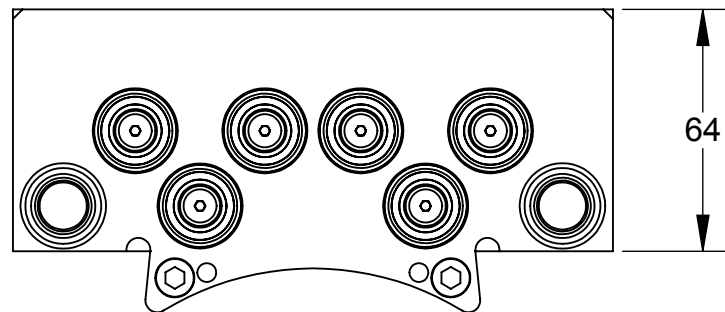


AN2 Master Module
(9121-AN2-M)



Notes:

Materials of Construction

1. Housings - Anodized Aluminum
2. Valve Components - Stainless Steel, Nitrile and PVC
3. Replacement stem contains pre-applied thread locker. Use Loctite 7649 primer and Loctite 222 if reassembling with original stem.

Operation:

4. For best results keep air module mating surfaces free and clear of any debris.
5. Checked ports can produce significant forces when under high supply pressures. These forces have to be overcome to achieve tool changer coupling.
6. Checked ports do not support vacuum conditions.
7. The AN2 modules have (6) 3/8" NPT checked ports and (2) 1/2" NPT Pass-thru ports for air or vacuum service.

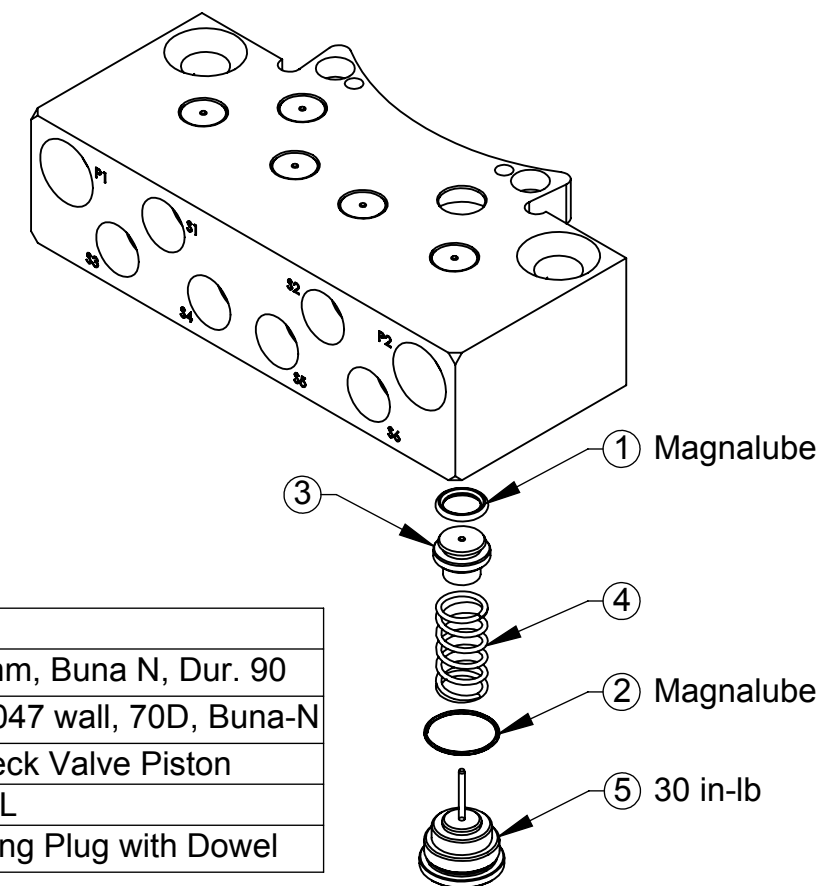
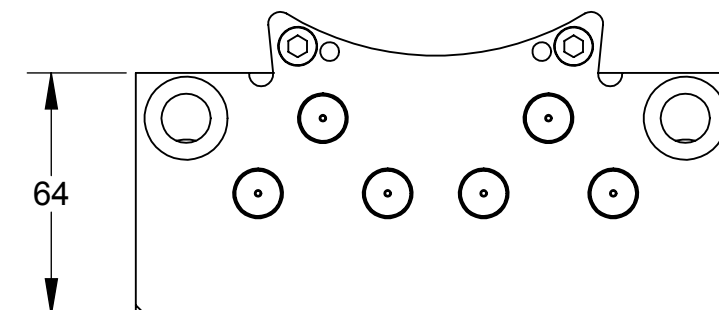
AN2-T Serviceable Parts

ITEM NO.	QTY.	PART NUMBER	DESCRIPTION
1	6	3410-0001067-01	O-ring, 10mm x 2mm, Buna N, Dur. 90
2	6	3410-0001284-01	O-ring, .669OD x .047 wall, 70D, Buna-N
3	6	3700-20-1457	SW-150A Tool Check Valve Piston
4	6	3700-20-1460	SPRING, F/A TOOL
5	6	9005-20-1515	3/8" Check Port Long Plug with Dowel

Note: Service Kit 9120-F1-T-Kit consists of (1) each of items 1, 2, & 4.

Note: Service Kit 9120-F5-T-Kit consists of (1) each of items 1 thru 5.

AN2 Tool Module
(9121-AN2-T)



AN2-M Serviceable Parts

ITEM NO.	QTY.	PART NUMBER	DESCRIPTION
1	6	3410-0001065-01	O-Ring 14MM X 2MM Buna
2	6	3410-0001068-01	Mini U-Cup Seal 18mm ID x 22mm Buna
3	6	3410-0001183-01	O-Ring 6MM X 2MM Buna D90
4	6	3700-20-1459	SW-150A Master Fluid / Air Spring SS
5	6	3700-20-2994	Master Check Valve Piston, FA44
6	6	3700-20-2996	VALVE STEM, HIGH STRENGTH
7	2	3700-20-4748	Collar for 1/2" Bushing
8	2	4010-0000063-01	1/2" Rubber Bushing. Nitrile

Note: Service Kit 9120-F2-M-Kit consists of (1) each of items 1 thru 4.

Note: Service Kit 9120-F4-M-Kit consists of (1) each of items 1 thru 6.

Rev.	Description	Initiator	Date
06	ECO 14375; Added torque and Magnalube information. Added Note 3.	SZJ	8/5/2016

NOTES: UNLESS OTHERWISE SPECIFIED.

DO NOT SCALE DRAWING.
ALL DIMENSIONS ARE IN
MILLIMETERS.



3rd ANGLE PROJECTION



1031 Goodworth Drive, Apex, NC 27539, USA
Tel: +1.919.772.0115 Email: info@ati-ia.com
Fax: +1.919.772.8259 www.ati-ia.com
ISO 9001 Registered Company

PROPERTY OF ATI INDUSTRIAL AUTOMATION, INC. NOT TO BE REPRODUCED IN ANY MANNER EXCEPT ON ORDER OR WITH PRIOR WRITTEN AUTHORIZATION OF ATI.

DRAWN BY: R. Heavner, 2/13/06

CHECKED BY: D. Swanson, 5/13/10

TITLE

AN2 Module Drawing

PROJECT # 060120-1 SHEET 1 OF 1

SCALE
1:2

SIZE
B

DRAWING NUMBER
9630-20-AN2

REVISION
06