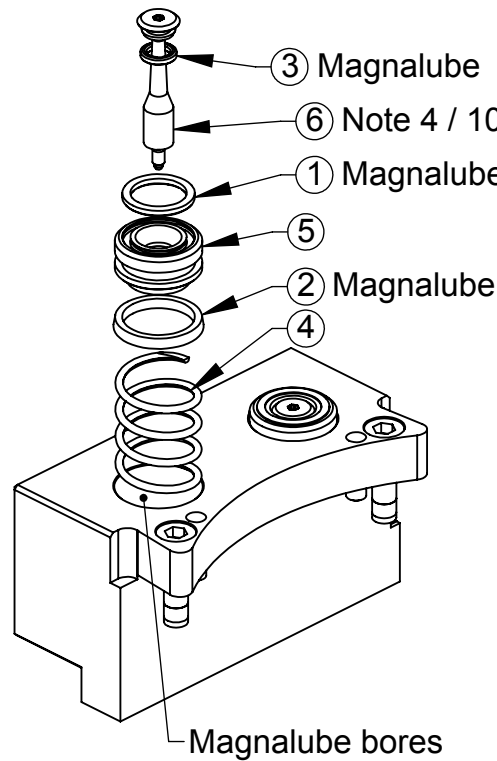
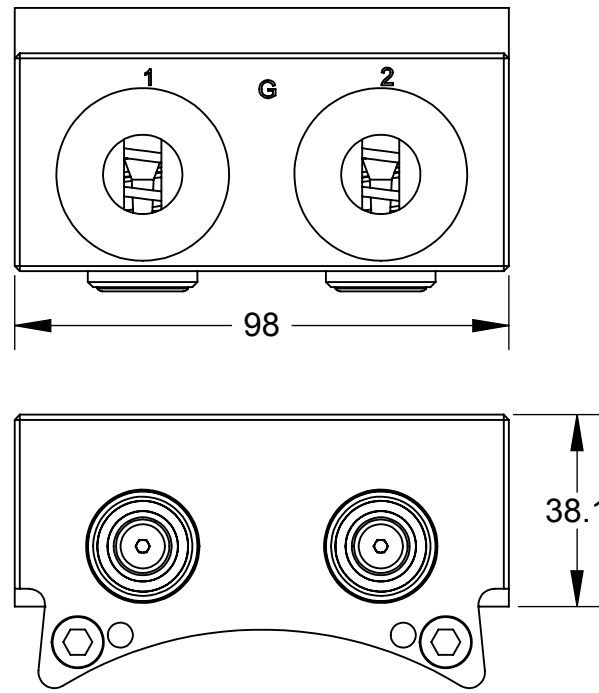


AM2 Master Module
(9121-AM2-M)



Notes:

Materials of Construction:

1. Housings - Anodized aluminum.
2. Valve Components - Stainless Steel, Nitrile & PVC
3. Quantities shown in bill of materials are for AM2 master and AM2 tool.
4. Replacement stem contains pre-applied thread locker. Use Loctite 7649 primer and Loctite 222 if reassembling with original stem.

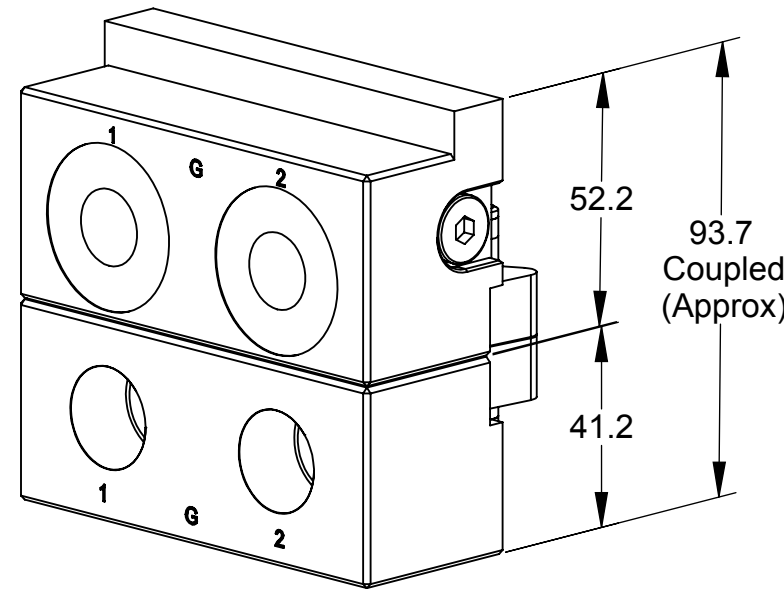
Operations:

5. For best results keep air module mating surfaces free and clear of any debris.
6. Checked ports can produce significant forces when under high supply pressures. These forces have to be overcome to achieve tool changer coupling.
7. Checked ports do not support vacuum conditions.
8. AM2-M master module has (2) G 1/2 checked ports.
9. AM2-T tool module has (2) checked G 1/2 ports. AM3-T has (2) pass thru G 1/2 ports.

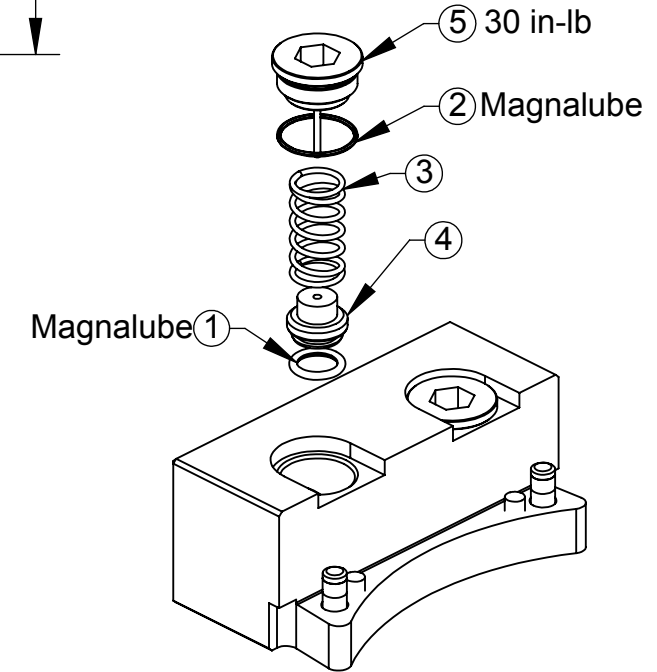
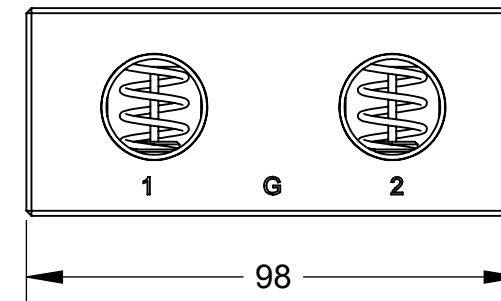
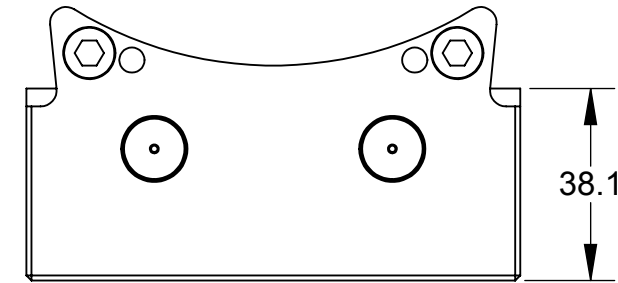
AM2-M Serviceable Parts

ITEM NO.	QTY.	PART NUMBER	DESCRIPTION
1	2	3410-0001065-01	O-Ring 14MM X 2MM Buna
2	2	3410-0001068-01	Mini U-Cup Seal 18mm ID x 22mm Buna
3	2	3410-0001183-01	O-Ring 6MM X 2MM Buna D90
4	2	3610-3312500-20	Spring, Fluid/Air Module, Master
5	2	3700-20-2994	Master Check Valve Piston
6	2	3700-20-2996	VALVE STEM, HIGH STRENGTH

Note: Service Kit 9120-F2-M-Kit consists of (1) each of items 1 thru 4.
Note: Service Kit 9120-F4-M-Kit consists of (1) each of items 1 thru 6.



AM2 Tool Module (9121-AM2-T) Shown
AM3 Tool Module (9121-AM3-T)



AM2-T, AM3-T Serviceable Parts

ITEM NO.	QTY.	PART NUMBER	DESCRIPTION
1	2	3410-0001067-01	O-ring, 10mm x 2mm, Buna N, Dur. 90
2	2	3410-0001284-01	O-ring, .669OD x .047 wall, 70D, Buna-N
3	2	3610-2712500-20	Spring, Fluid/Air Module, Tool
4	2	3700-20-1457	Tool Fluid/Air Check Valve Piston
5	2	9005-20-2267	F/A Plug Assembly, Tool, 3/8" Valves

Note: Service Kit 9120-F1-T-Kit consists of (1) each of items 1, 2, & 3.
Note: Service Kit 9120-F3-T-Kit consists of (1) each of items 1 thru 5.

NOTES: UNLESS OTHERWISE SPECIFIED.

DO NOT SCALE DRAWING. ALL DIMENSIONS ARE IN MILLIMETERS.



3rd ANGLE PROJECTION



1031 Goodworth Drive, Apex, NC 27539, USA
Tel: +1.919.772.0115 Email: info@ati-ia.com
Fax: +1.919.772.8259 www.ati-ia.com
ISO 9001 Registered Company

PROPERTY OF ATI INDUSTRIAL AUTOMATION, INC. NOT TO BE REPRODUCED IN ANY MANNER EXCEPT ON ORDER OR WITH PRIOR WRITTEN AUTHORIZATION OF ATI.

DRAWN BY: B. Digeso, 1/12/06		TITLE	
CHECKED BY: R.Heavner 10/31/06		AM2-M / AM2-T / AM3-T Module Drawing	
PROJECT # 060110-1	SHEET 1 OF 1	SCALE 1:1.5	SIZE B
		DRAWING NUMBER 9630-20-AM2	REVISION 07

Rev.	Description	Initiator	Date
07	ECO 18152: AM2-M Serviceable Parts: Replace 3700-20-1459 with 3610-3312500-20. AM2-T, AM3-T Serviceable Parts: Replace 3700-20-1460 with 3610-2712500-20. Updated Service Kit from 1, 2 & 4 to 1, 2 & 3.	TBC	8/8/2019