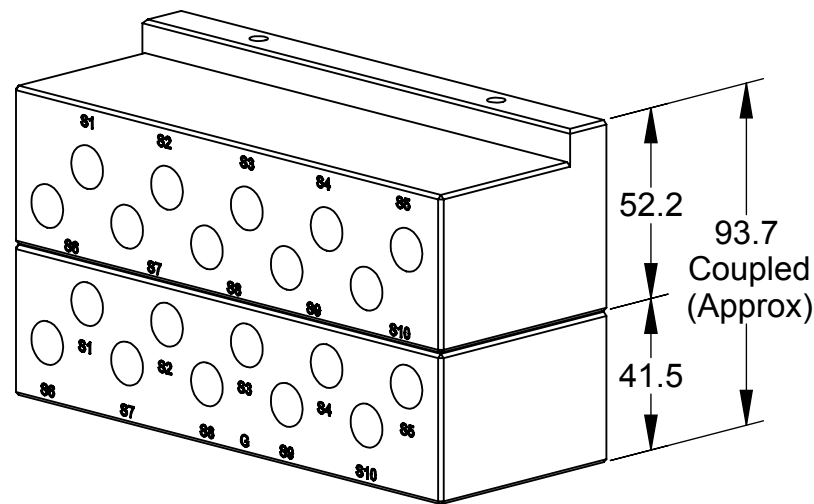
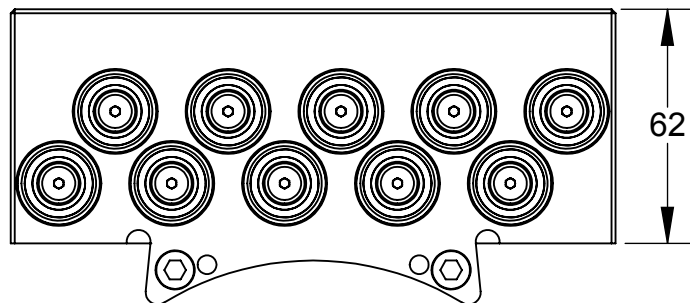
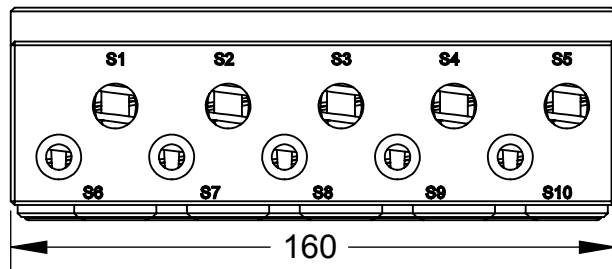
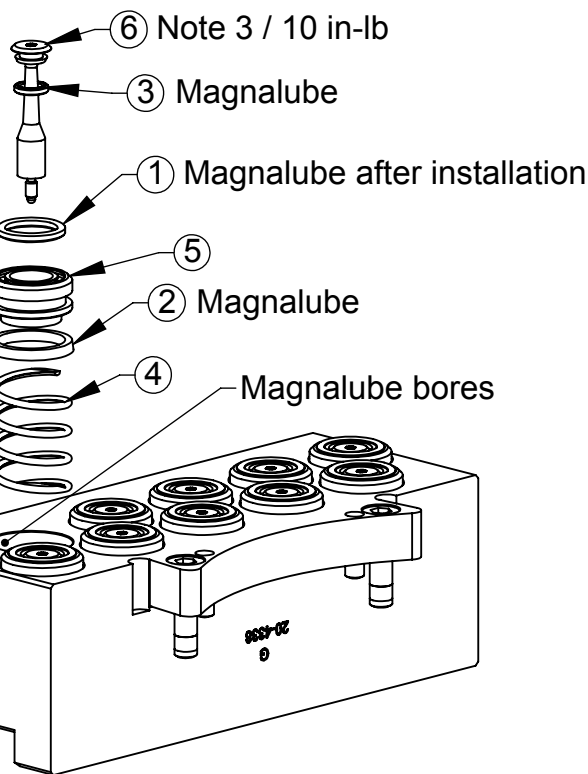
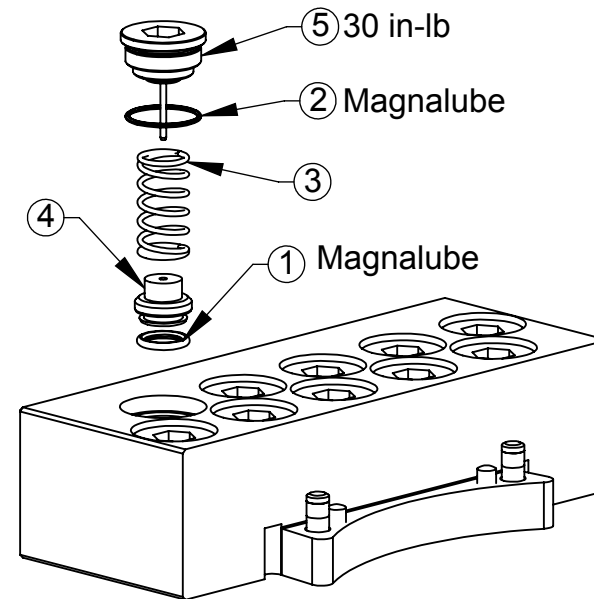
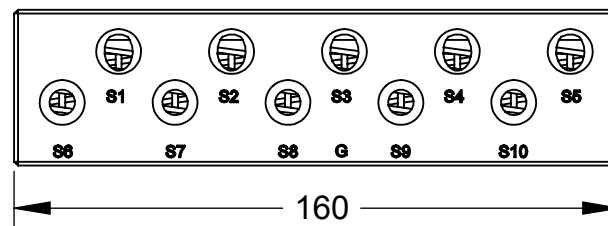
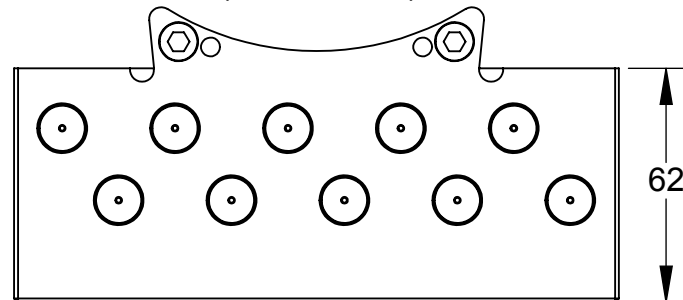


Rev.	Description	Initiator	Date
08	ECO 18152: AK2-M Serviceable Parts: Replace 3700-20-1459 with 3610-3312500-20. AK2-T Serviceable Parts: Replace 3700-20-1460 with 3610-2712500-20. Updated Service Kit from 1, 2 & 4 to 1, 2 & 3.	TBC	8/8/2019

AK2 Master Module (9121-AK2-M)



AK2 Tool Module (9121-AK2-T)



Notes:

Materials of Construction:

- Housings - Anodized aluminum.
- Valve Components - Stainless Steel, Nitrile & PVC
- Replacement stem contains pre-applied thread locker. Use Loctite 7649 primer and Loctite 222 if reassembling with original stem.

Operations:

- For best results keep air module mating surfaces free and clear of any debris.
- Checked ports can produce significant forces when under high supply pressures. These forces have to be overcome to achieve tool changer coupling.
- Checked ports do not support vacuum conditions.
- AK2-M master module has (10) G 1/4 checked ports.
- AK2-T tool module has (10) checked G 1/4 ports.

AK2-T Serviceable Parts

ITEM NO.	QTY.	PART NUMBER	DESCRIPTION
1	10	3410-0001067-01	O-ring, 10mm x 2mm, Buna N, Dur. 90
2	10	3410-0001284-01	O-ring, .669OD x .047 wall, 70D, Buna-N
3	10	3610-2712500-20	Spring, Fluid/Air Module, Tool
4	10	3700-20-1457	Tool Fluid/Air Check Valve Piston
5	10	9005-20-2267	F/A Plug Assembly, Tool, 3/8" Valves

Note: Service Kit 9120-F1-T-Kit consists of (1) each of items 1, 2, & 3.
Note: Service Kit 9120-F3-T-Kit consists of (1) each of items 1 thru 5.

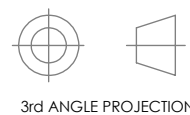
AK2-M Serviceable Parts

ITEM NO.	QTY.	PART NUMBER	DESCRIPTION
1	10	3410-0001065-01	O-Ring 14MM X 2MM Buna
2	10	3410-0001068-01	Mini U-Cup Seal 18mm ID x 22mm Buna
3	10	3410-0001183-01	O-Ring 6MM X 2MM Buna D90
4	10	3610-3312500-20	Spring, Fluid/Air Module, Master
5	10	3700-20-2994	Master Check Valve Piston
6	10	3700-20-2996	VALVE STEM, HIGH STRENGTH

Note: Service Kit 9120-F2-M-Kit consists of (1) each of items 1 thru 4.
Note: Service Kit 9120-F4-M-Kit consists of (1) each of items 1 thru 6.

NOTES: UNLESS OTHERWISE SPECIFIED.

DO NOT SCALE DRAWING. ALL DIMENSIONS ARE IN MILLIMETERS.



1031 Goodworth Drive, Apex, NC 27539, USA
Tel: +1.919.772.0115 Email: info@ati-ia.com
Fax: +1.919.772.8259 www.ati-ia.com
ISO 9001 Registered Company

PROPERTY OF ATI INDUSTRIAL AUTOMATION, INC. NOT TO BE REPRODUCED IN ANY MANNER EXCEPT ON ORDER OR WITH PRIOR WRITTEN AUTHORIZATION OF ATI.

DRAWN BY: J.Snape 4/13/05

CHECKED BY: P.Sparrow 4/15/05

TITLE

AK2 Master & Tool Module Drawing

PROJECT # 040331-1 SHEET 1 OF 1

SCALE
1:2

SIZE
B

DRAWING NUMBER
9630-20-AK2

REVISION
08