

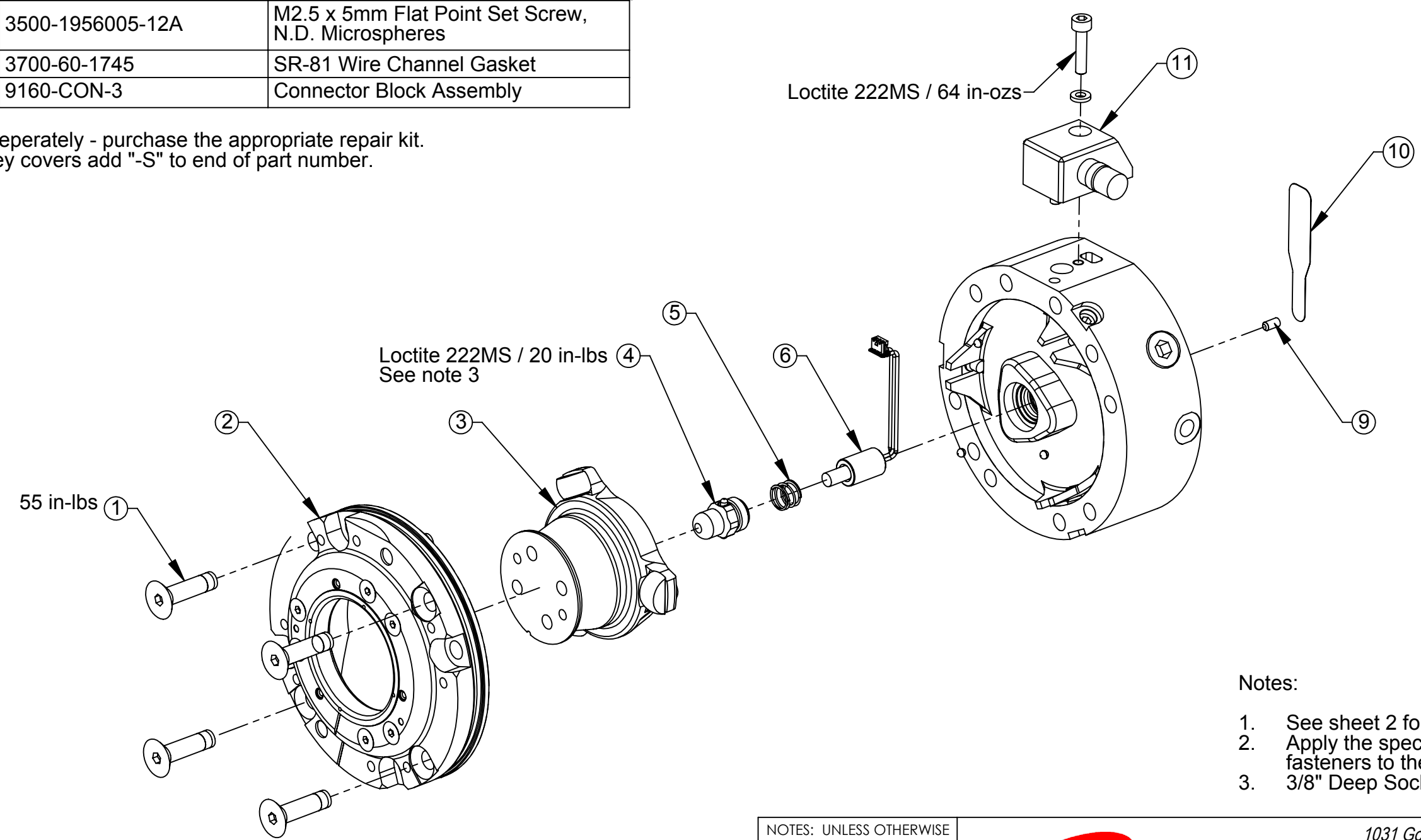
ITEM NO.	QTY.	PART NUMBER	DESCRIPTION
1	4	3500-1264020-15A	M5 x 20mm SFHCS, Blue Dyed Magni-565 w/Microspheres
2	1	NSS	Cover Assembly
3	1	NSS	Stem Assembly
4	1	9160-TARGET-082-2	Target Assembly
5	1	3610-1038001-21	Switch Carrier Spring
6	1	9160-SENSOR-082-2	Switch Assembly
9	1	3500-1956005-12A	M2.5 x 5mm Flat Point Set Screw, N.D. Microspheres
10	1	3700-60-1745	SR-81 Wire Channel Gasket
11	1	9160-CON-3	Connector Block Assembly

9160-STEMCOVKIT-2-081 (Note 2)

9160-SWITCHKIT-082

Rev.	Description	Initiator	Date
03	Eco 15247; Updated to show cover asm. with 3/32" balls installed.	LJH	2/8/2017
04	Eco 16228; Added Identifier for 9160-SWITCHKIT-082	LJH	2/8/2018

- NSS - Not sold seperately - purchase the appropriate repair kit.
- For units with grey covers add "-S" to end of part number.

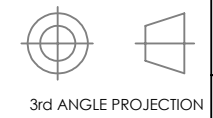


Notes:

- See sheet 2 for optional boots and shields.
- Apply the specified grade of Loctite / tighten fasteners to the specified torque.
- 3/8" Deep Socket required.

NOTES: UNLESS OTHERWISE SPECIFIED.

DO NOT SCALE DRAWING. ALL DIMENSIONS ARE IN MILLIMETERS.



1031 Goodworth Drive, Apex, NC 27539, USA  
 Tel: +1.919.772.0115 Email: info@ati-ia.com  
 Fax: +1.919.772.8259 www.ati-ia.com  
 ISO 9001 Registered Company

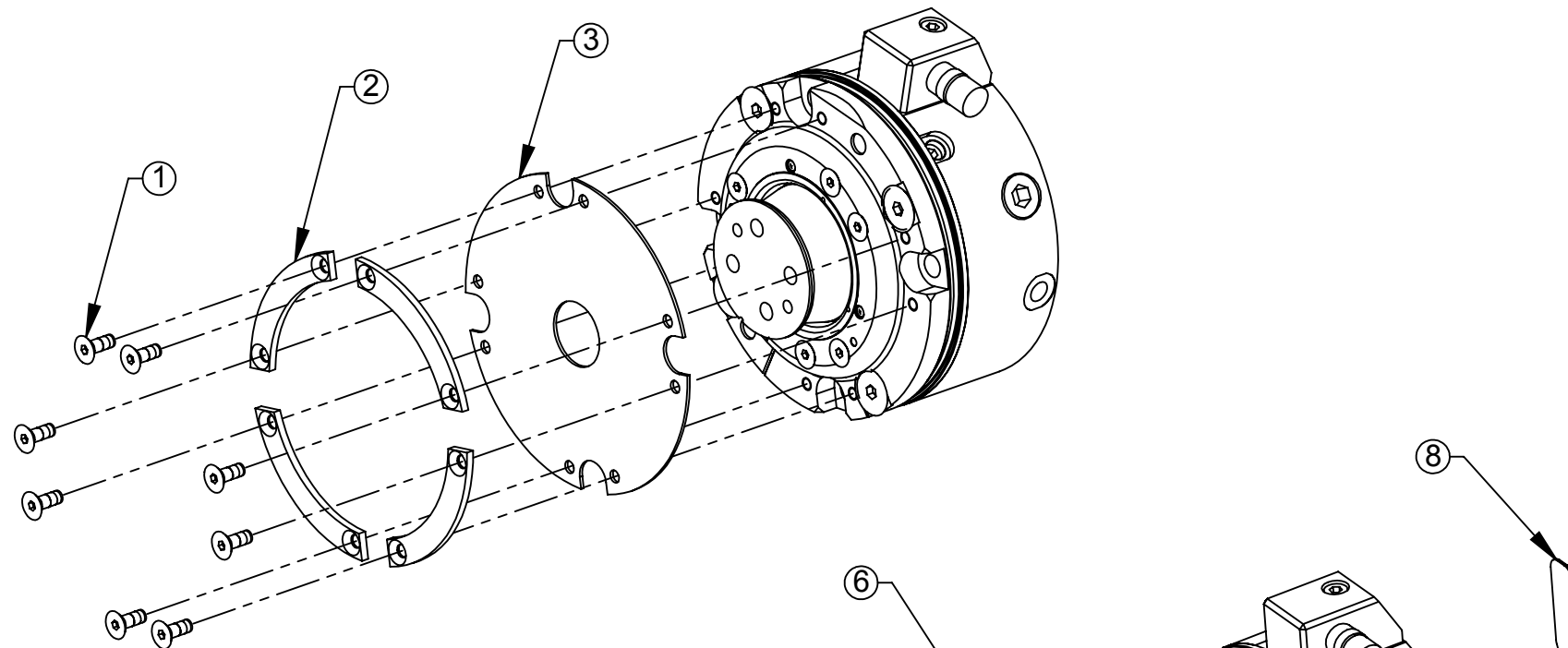
PROPERTY OF ATI INDUSTRIAL AUTOMATION, INC. NOT TO BE REPRODUCED IN ANY MANNER EXCEPT ON ORDER OR WITH PRIOR WRITTEN AUTHORIZATION OF ATI.

DRAWN BY: D. Wagner 7/9/13		TITLE	
CHECKED BY: MLG 7/12/13		SR-82 Collision Sensor Assembly	
PROJECT #	130408-2	SHEET	1 OF 2
SCALE	3:4	SIZE	B
DRAWING NUMBER	9230-60-1171		REVISION
			04

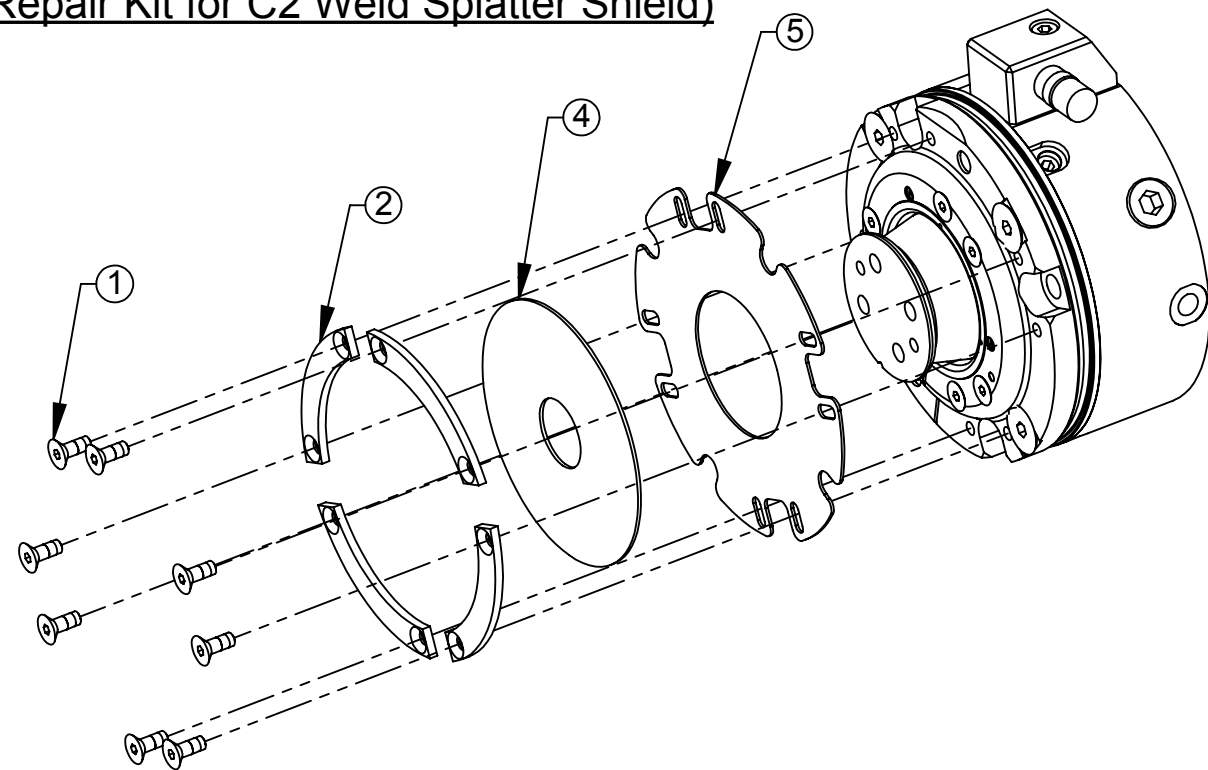
ITEM NO.	QTY.	PART NUMBER	DESCRIPTION
1	1	NSS	M3 x 8 SFHCS, Metric Blue, Microspheres Epoxy
2	4	NSS	Boot Retainer
3	1	3700-60-1099	Boot
4	1	NSS	EPDM Rubber Seal
5	1	NSS	Weld Splatter Shield
6	2	NSS	Garter Spring
7	1	3700-60-1548	Coolant Protection Boot
8	1	3700-60-1758	Molded Wire Channel Gasket

NSS - Not sold separately - purchase the appropriate repair kit.

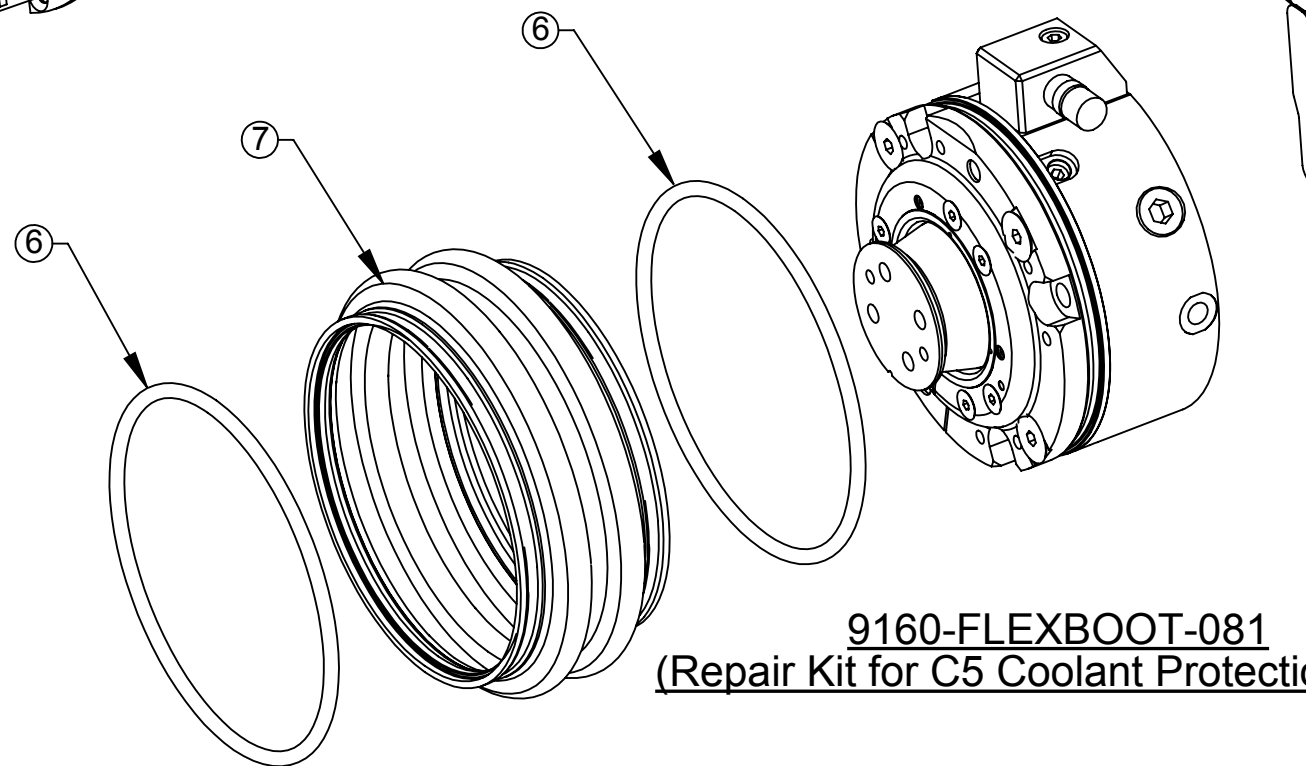
**9160-BOOT-081**  
(Repair Kit for C1 - IP65 Boot)



**9160-SHIELD-081**  
(Repair Kit for C2 Weld Splatter Shield)

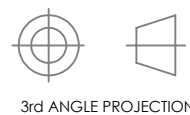


**9160-FLEXBOOT-081**  
(Repair Kit for C5 Coolant Protection Boot)



NOTES: UNLESS OTHERWISE SPECIFIED.

DO NOT SCALE DRAWING.  
ALL DIMENSIONS ARE IN MILLIMETERS.



1031 Goodworth Drive, Apex, NC 27539, USA  
Tel: +1.919.772.0115 Email: info@ati-ia.com  
Fax: +1.919.772.8259 www.ati-ia.com  
ISO 9001 Registered Company

PROPERTY OF ATI INDUSTRIAL AUTOMATION, INC. NOT TO BE REPRODUCED IN ANY MANNER EXCEPT ON ORDER OR WITH PRIOR WRITTEN AUTHORIZATION OF ATI.

DRAWN BY: D. Wagner 7/9/13		TITLE	
CHECKED BY: MLG 7/12/13		SR-82 Collision Sensor Assembly	
PROJECT #	130408-2	SHEET	OF 2
SCALE	5:8	SIZE	B
DRAWING NUMBER	9230-60-1171		REVISION
			04