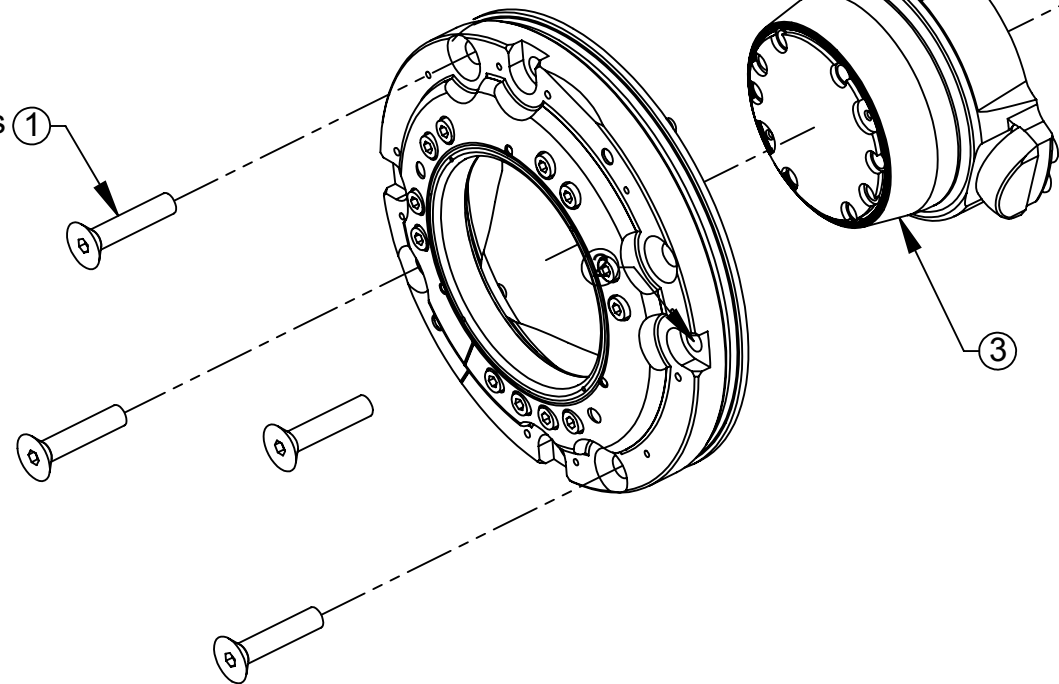


ITEM NO.	QTY.	PART NO.	DESCRIPTION
1	4	3500-1268040-15	M8 x 40mm SFHCS
2	1	9160-STEMCOVKIT-176*	Cover Plate Sub-assembly
3	1	(Includes Items 1 & 4)	Stem Sub-assembly
4	1	3410-0001206-01	Cover O-ring
5	4	3500-1058025-12E	M3 x 25 SHCS, Zinc Plated, Nylon Patch
6	1	3700-60-1692	Spring Plate
7	1	3610-8201501-20	Actuation Spring
8	4	3700-60-1696	6mm x 15mm Standoff
9	1	3700-60-1693	Actuation Plate
10	2	9160-SWITCHKIT-176	M2.5 x 6mm SFHCS, Black Oxide
11	1	(Includes Item 16)	Spring Stop
12	1		Switch Carrier Spring
13	1		Switch Assembly
14	1	3490-0001009-01	1/8" Pipe Plug, Air Supply Port
	1	3490-0001021-01	Rc 1/8" Pipe Plug, Air Supply Port
15	1	3500-1958008-12A	M3 x 8 SHSS, Black Oxide, N.D. Microspheres
16	1	3700-60-1284	Wire Channel Gasket
	1	3700-60-1664	Molded Wire Channel Gasket (Use with C1, C3 and C5 Boots)
17	1	9160-CON-2	Connector Block Assembly

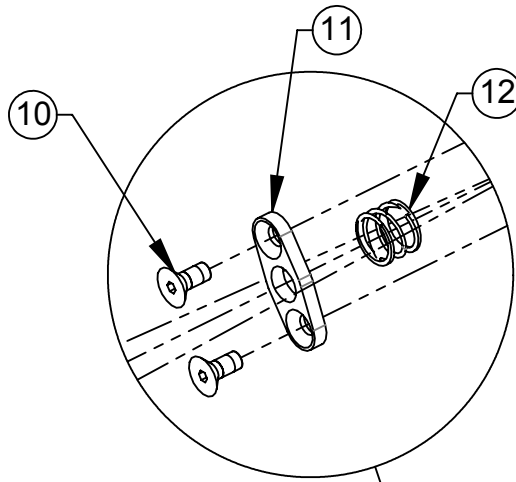
* For units with grey covers add "-S" to end of part number.

Rev.	Description	Initiator	Date
04	Eco 16277; Replaced 9160-Con-1 with 9160-Con-2	LJH	11/22/17

222MS / 175 in-lbs ①

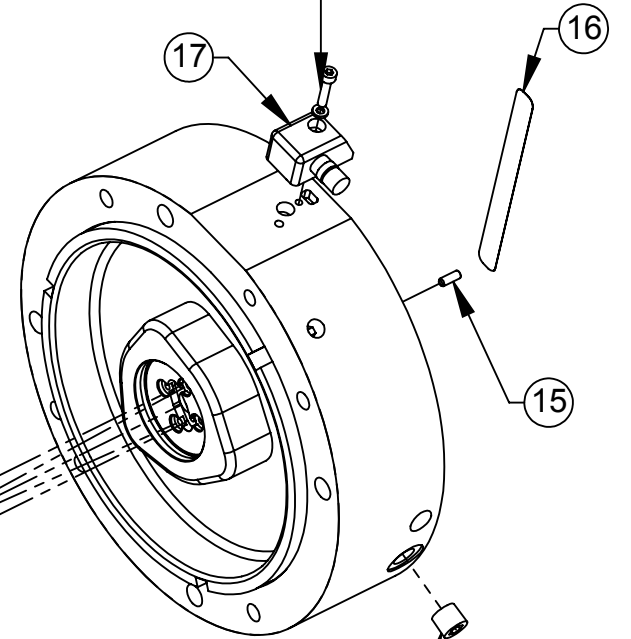


222MS / 64 in-ozs ⑩



DETAIL D
SCALE 1 : 1

222MS / 64 in-ozs



Pipe Sealant ⑭

⑤ 222MS / 12 in-lbs

Notes:

1. See sheet 2 for optional boots and shields.
2. Apply the specified grade of Loctite / tighten fasteners to the specified torque.

NOTES: UNLESS OTHERWISE SPECIFIED.

DO NOT SCALE DRAWING.
ALL DIMENSIONS ARE IN MILLIMETERS.



3rd ANGLE PROJECTION



1031 Goodworth Drive, Apex, NC 27539, USA
Tel: +1.919.772.0115 Email: info@ati-ia.com
Fax: +1.919.772.8259 www.ati-ia.com
ISO 9001 Registered Company

PROPERTY OF ATI INDUSTRIAL AUTOMATION, INC. NOT TO BE REPRODUCED IN ANY MANNER EXCEPT ON ORDER OR WITH PRIOR WRITTEN AUTHORIZATION OF ATI.

DRAWN BY: D. Wagner, 4/14/08

CHECKED BY: WB, 4/16/08

PROJECT # 070517-2 SHEET 1 OF 2

TITLE

SR-176 Collision Sensor Assembly

SCALE
3:8

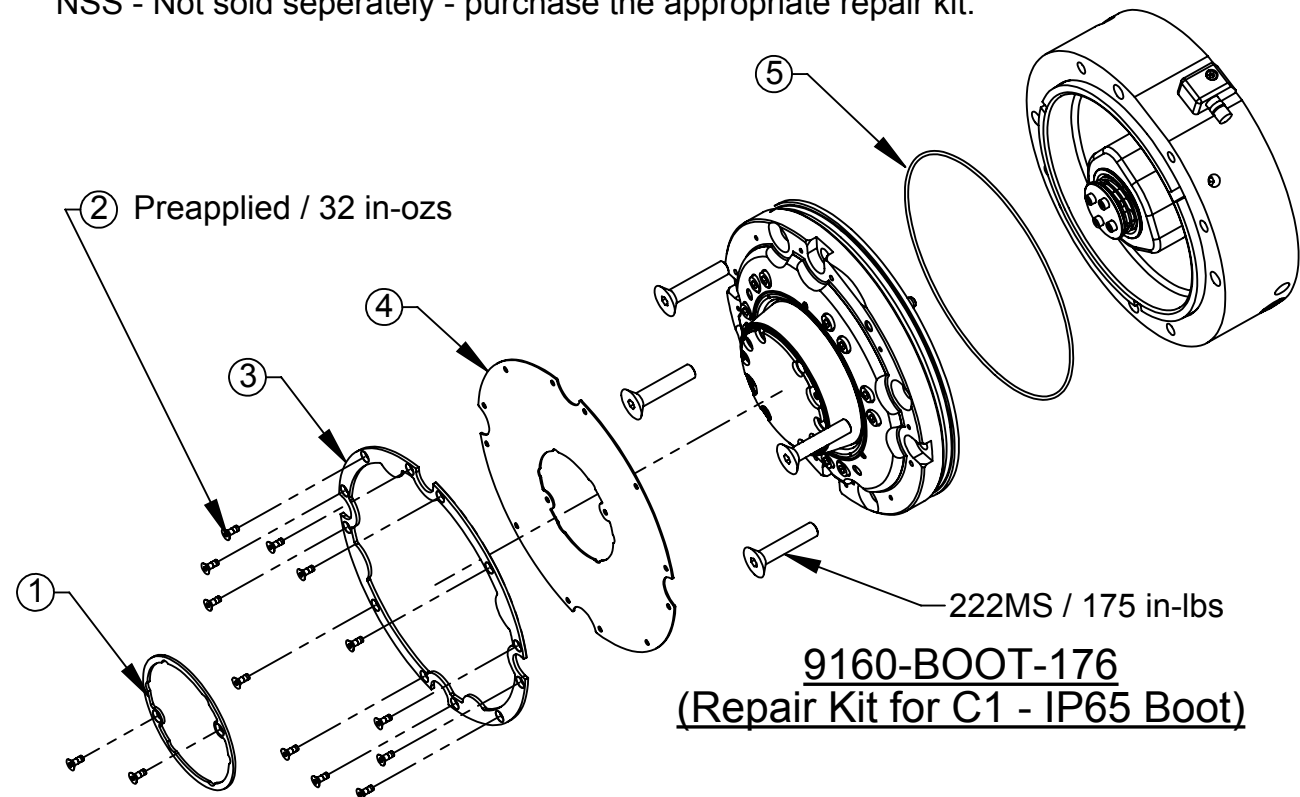
SIZE
B

DRAWING NUMBER
9230-60-1126

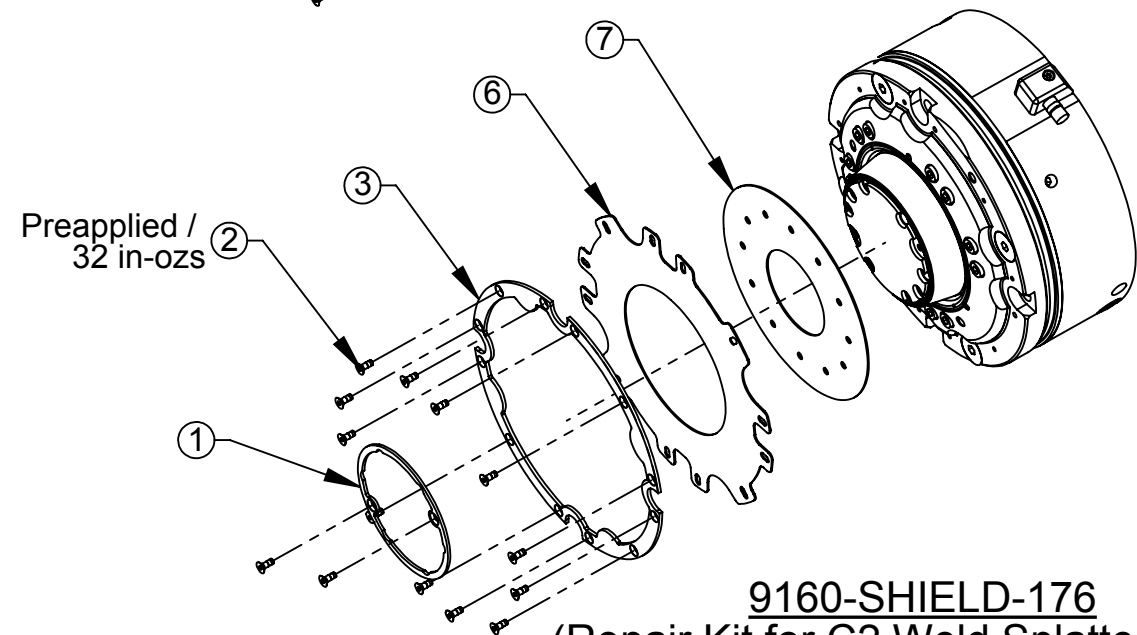
REVISION
04

ITEM NO.	QTY.	PART NO.	DESCRIPTION
1	1	NSS	Upper Boot Retainer
2	14	NSS	M3 x 8 SFHCS, Black Oxide, Microspheres Epoxy
3	1	NSS	Lower Boot Retainer
4	1	3700-60-1288	Boot
5	1	3410-0001206-01	5.595 ID X .070 W O-RING
6	1	NSS	Weld Splatter Shield
7	1	NSS	EDPD Rubber Seal
8	2	NSS	Garter Spring
9	1	3700-60-1581	Flexible Boot
10	1	3700-60-1664	Molded Wire Channel Gasket

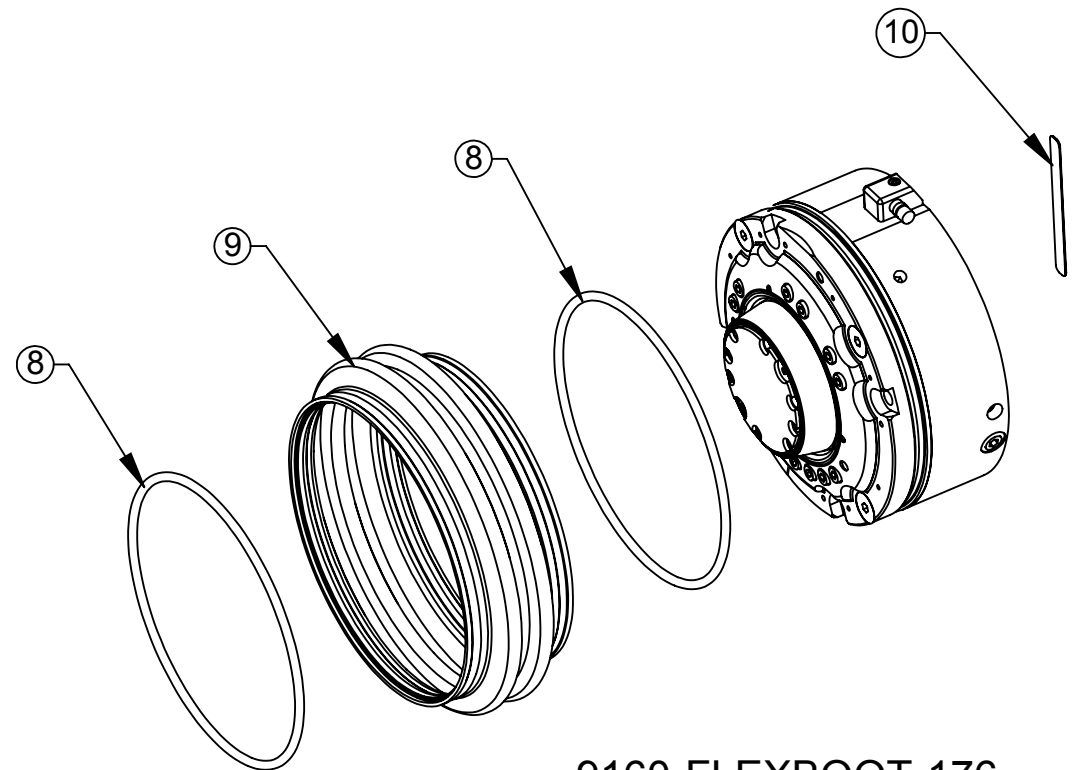
NSS - Not sold separately - purchase the appropriate repair kit.



9160-BOOT-176
(Repair Kit for C1 - IP65 Boot)



9160-SHIELD-176
(Repair Kit for C2 Weld Splatter Shield)



9160-FLEXBOOT-176
(Repair Kit for C5 Coolant Protection Boot)

NOTES: UNLESS OTHERWISE SPECIFIED.

DO NOT SCALE DRAWING. ALL DIMENSIONS ARE IN MILLIMETERS.



3rd ANGLE PROJECTION



1031 Goodworth Drive, Apex, NC 27539, USA
Tel: +1.919.772.0115 Email: info@ati-ia.com
Fax: +1.919.772.8259 www.ati-ia.com
ISO 9001 Registered Company

PROPERTY OF ATI INDUSTRIAL AUTOMATION, INC. NOT TO BE REPRODUCED IN ANY MANNER EXCEPT ON ORDER OR WITH PRIOR WRITTEN AUTHORIZATION OF ATI.

DRAWN BY: D. Wagner, 4/14/08

CHECKED BY: WB, 4/16/08

PROJECT # 070517-2 SHEET 2 OF 2

TITLE

SR-176 Collision Sensor Assembly

SCALE
1:4

SIZE
B

DRAWING NUMBER
9230-60-1126

REVISION
04