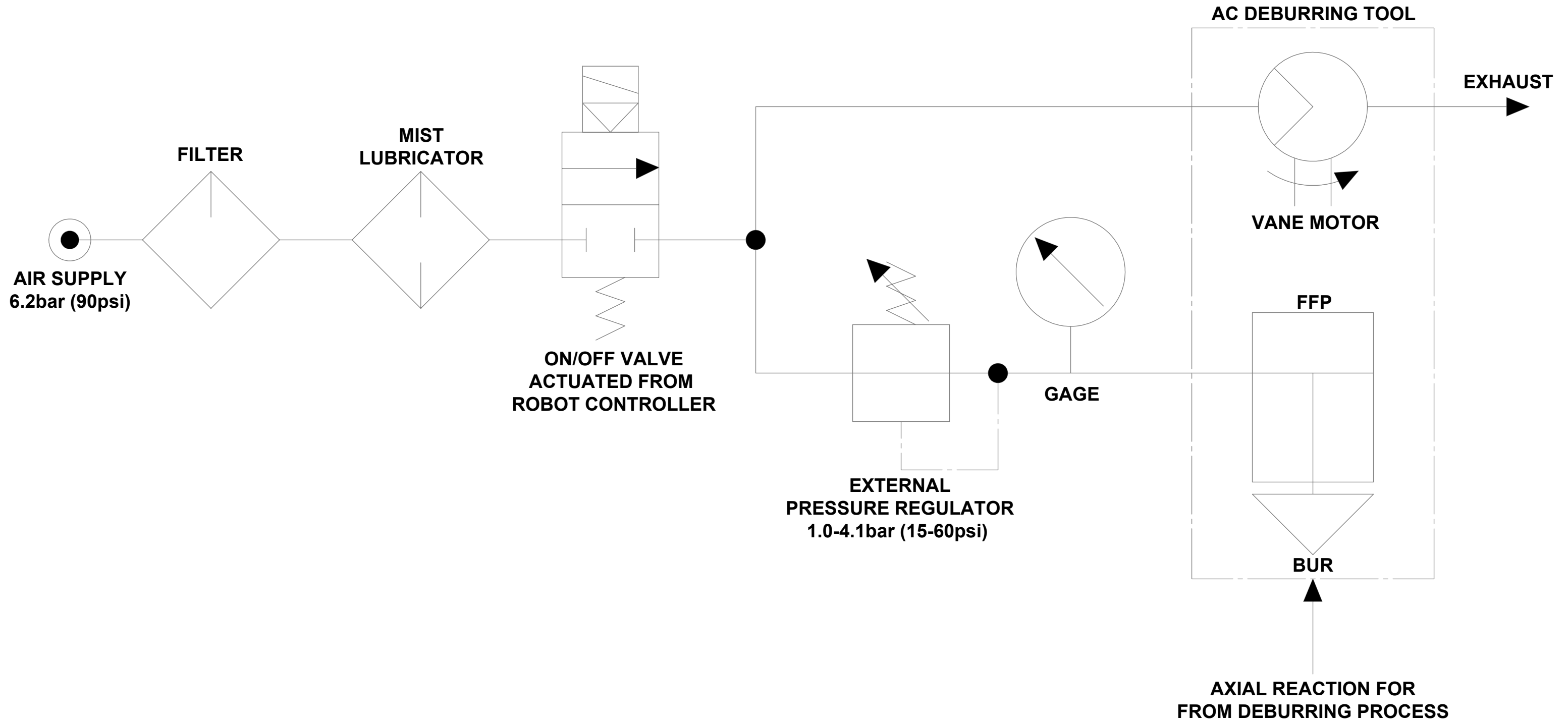
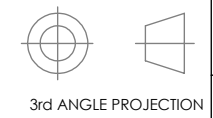


REV.	DESCRIPTION	INITIATOR	DATE
01	INITIAL DRAWING.	BRR	7/9/2018



NOTES: UNLESS OTHERWISE SPECIFIED.

DO NOT SCALE DRAWING. ALL DIMENSIONS ARE IN INCHES.

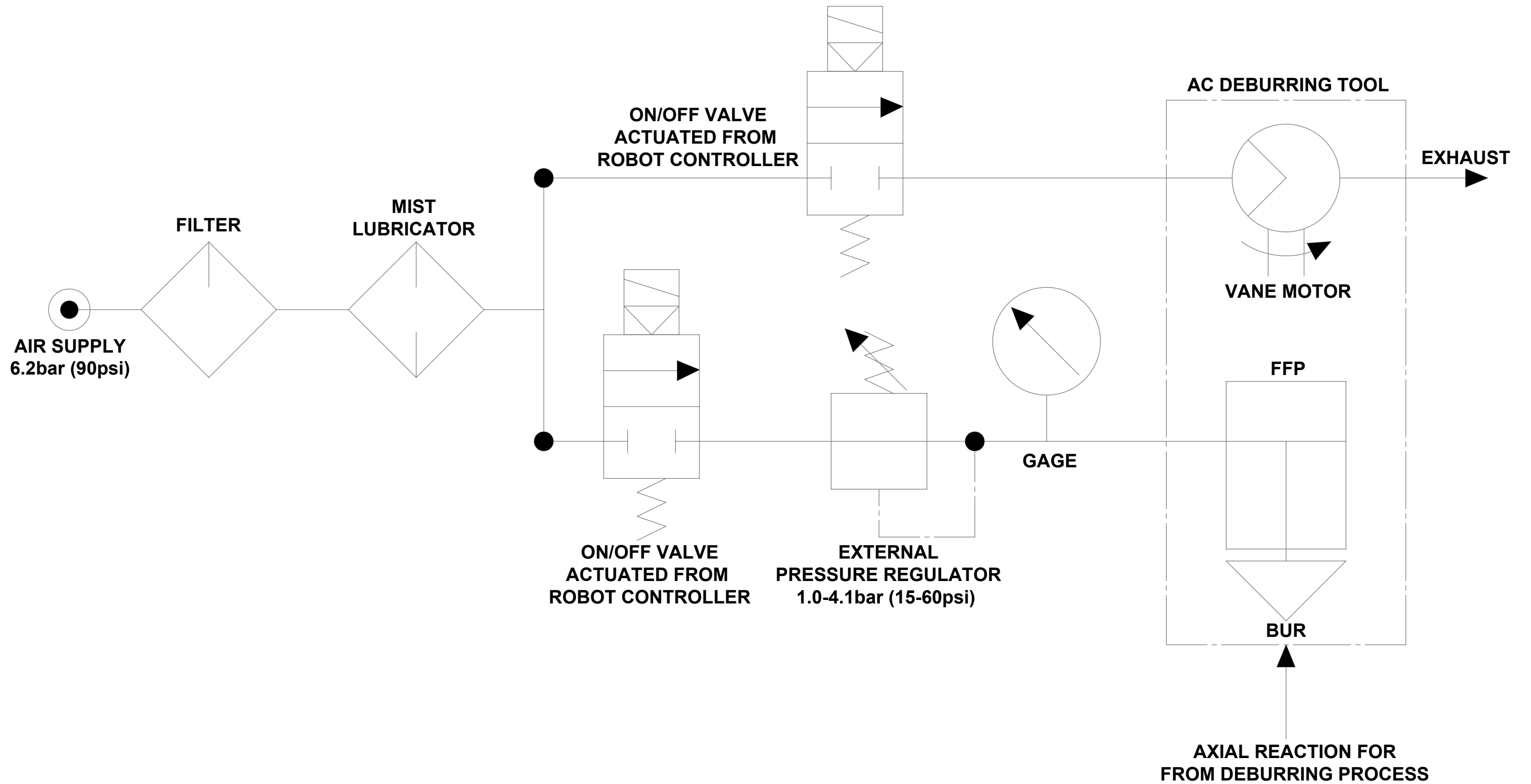


1031 Goodworth Drive, Apex, NC 27539, USA
 Tel: +1.919.772.0115 Email: info@ati-ia.com
 Fax: +1.919.772.8259 www.ati-ia.com
 ISO 9001 Registered Company

PROPERTY OF ATI INDUSTRIAL AUTOMATION, INC. NOT TO BE REPRODUCED IN ANY MANNER EXCEPT ON ORDER OR WITH PRIOR WRITTEN AUTHORIZATION OF ATI.

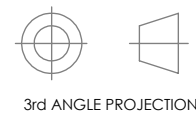
DRAWN BY: B. Rose - 7/9/2018		TITLE	
CHECKED BY: T. Burns - 7/9/2018		Pneumatic Diagram, AC Tools	
PROJECT #	130729-3	SHEET	1 OF 2
SCALE	1:1	SIZE	B
DRAWING NUMBER	9230-50-1071		REVISION
			01

NOTES:
 1. OPTION 1 (SHEET 1) UTILIZES A SINGLE SOLENOID VALVE TO CONTROL BOTH THE MOTOR DRIVE AND AXIAL FORCE AIR SUPPLY.
 2. OPTION 2 (SHEET 2) UTILIZES TWO SOLENOID VALVES TO SEPARATELY CONTROL THE MOTOR DRIVE AND AXIAL FORCE AIR SUPPLY.



NOTES: UNLESS OTHERWISE SPECIFIED.

DO NOT SCALE DRAWING. ALL DIMENSIONS ARE IN INCHES.



1031 Goodworth Drive, Apex, NC 27539, USA
 Tel: +1.919.772.0115 Email: info@ati-ia.com
 Fax: +1.919.772.8259 www.ati-ia.com
 ISO 9001 Registered Company

PROPERTY OF ATI INDUSTRIAL AUTOMATION, INC. NOT TO BE REPRODUCED IN ANY MANNER EXCEPT ON ORDER OR WITH PRIOR WRITTEN AUTHORIZATION OF ATI.

DRAWN BY: B. Rose - 7/9/2018		TITLE		
CHECKED BY: T. Burns - 7/9/2018		Pneumatic Diagram, AC Tools		
PROJECT #	130729-3	SHEET	OF 2	REVISION
SCALE	1:1	SIZE	B	DRAWING NUMBER
				9230-50-1071
				01