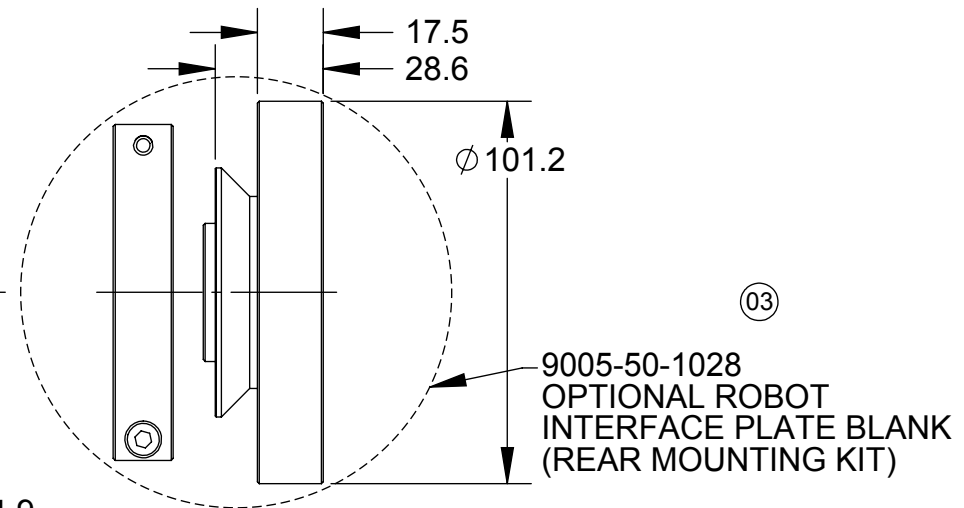
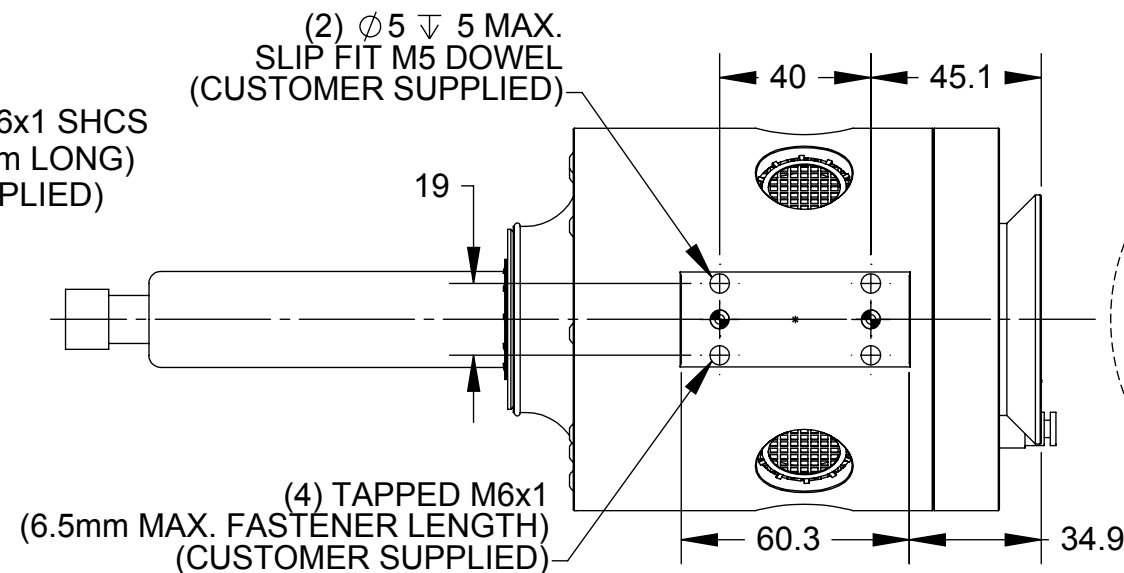
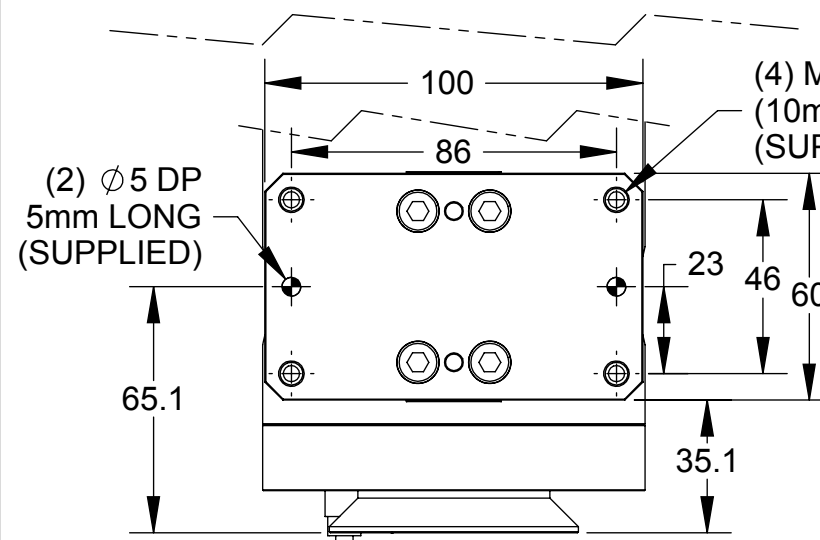
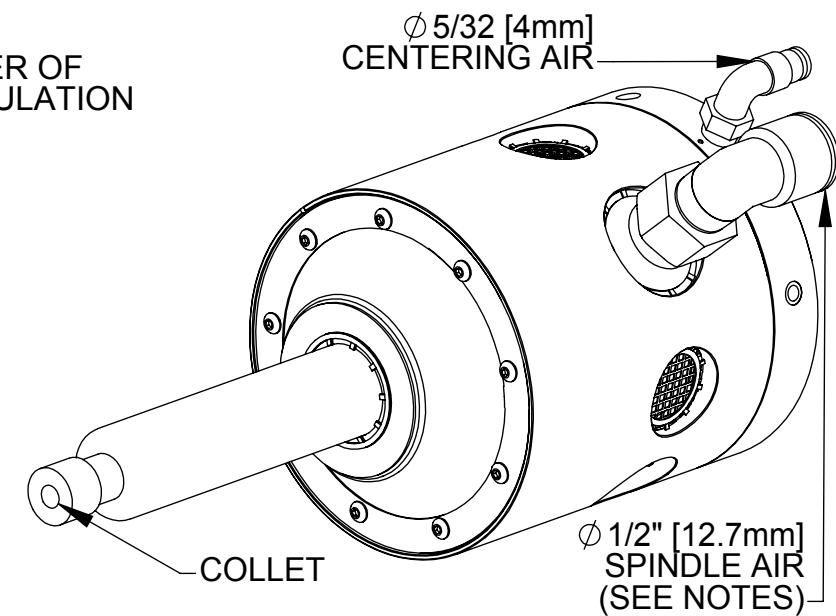
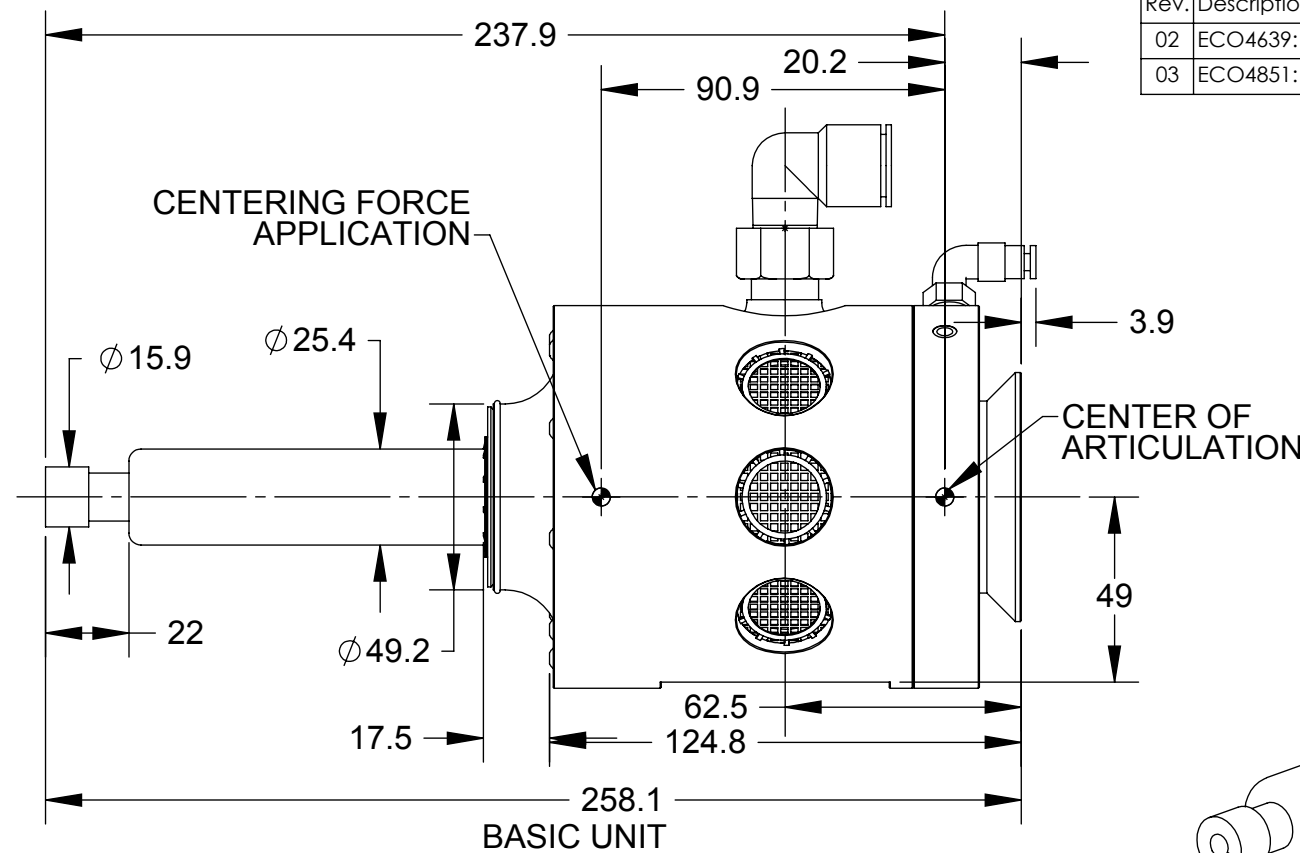
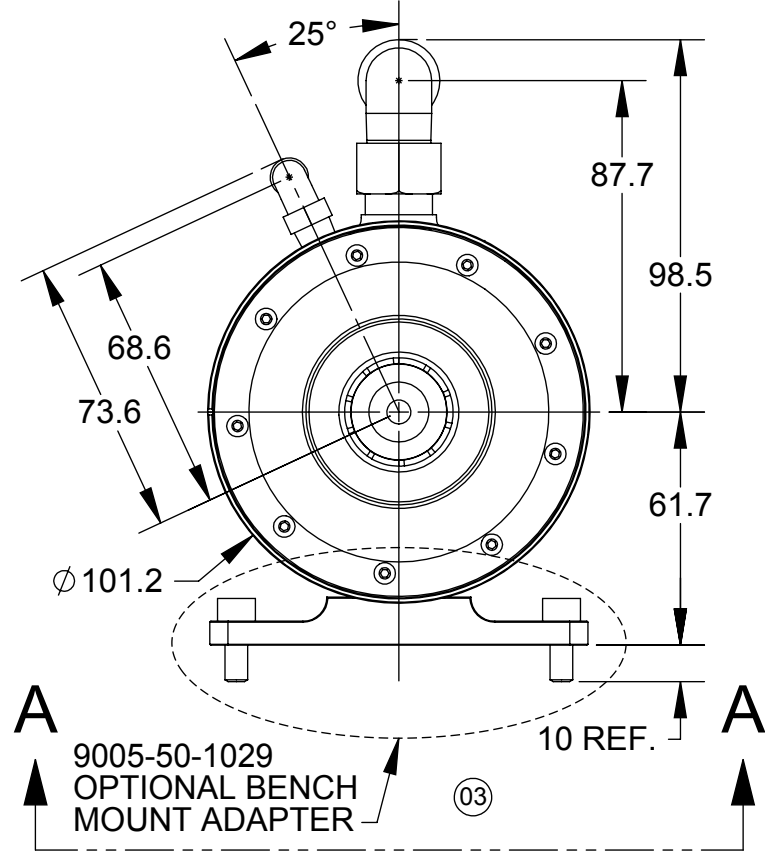


Rev.	Description	Initiator	Date
02	ECO4639: Redrawn using modular assemblies, added missing dimension, added notes.	DKL	4/17/2006
03	ECO4851: Revised Title, Added Adapter Part Numbers	DKL	8/1/2006



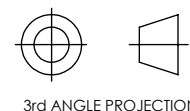
VIEW A-A
 (9005-50-1029, OPTIONAL BENCH MOUNT ADAPTER) 03

SIDE MOUNTING PATTERN

APPLICATION NOTES:
 1) RC-660 & RC-660-E ARE DIMENSIONALLY IDENTICAL.
 2) RC-660-E SUPPLIED WITH 8mm TUBE ADAPTER. 03

- NOTES:
- 1) SPINDLE AIR SUPPLY TO BE REGULATED TO 6.2 BAR [90 PSI].
 - 2) AIR SUPPLY TO BE FILTERED 5 MICRON OR BETTER, DRY, AND NON-LUBRICATED. (THE USE OF A COALESCING FILTER IS RECOMMENDED)
 - 3) SPINDLE AIR CONSUMPTION 5.43 L/S [11.5 CFM] AT IDLE, 18 L/S [38 CFM] AT STALL.
 - 4) SUPPLIED AIR FITTINGS MAY BE REMOVED TO UTILIZE CUSTOMER SUPPLIED 1/8NPT AND 3/8NPT FITTINGS.
 - 5) DO NOT USE LIQUID THREAD LOCKER ON MOUNTING FASTENERS, USE LOCK WASHERS.
 - 6) DO NOT EXCEED THE MAXIMUM THREAD LENGTH SHOWN FOR MOUNTING FASTENERS.

NOTES: UNLESS OTHERWISE SPECIFIED
 DO NOT SCALE DRAWING. DRAWN IN SOLIDWORKS.
 ALL DIMENSIONS ARE IN MILLIMETERS.



1031 Goodworth Drive, Apex, NC 27539, USA
 Tel: +1.919.772.0115 Email: info@ati-ia.com
 Fax: +1.919.772.8259 www.ati-ia.com
 ISO 9001 Registered Company

DRAWN BY: D.Lawson-4/14/04	TITLE RC Debrurring Tool, 660 Series		
CHECKED BY: J.Snape-4/14/04	SCALE 1:2	SIZE B	DRAWING NUMBER 9230-50-1030-03
WEIGHT LBS: ---	PRODUCT RELEASE # 030430-1 DATE: 9/27/04		
ASSEMBLY REF:	SHEET 1 OF 1		