

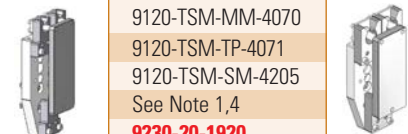



Quick-Change TSM Tool Stand Interfacing

Option #1: Horizontal QC Orientation						
QC Model	QC-40	QC-41	QC-60	QC-71	QC-110	QC-150
Mounting Module	9120-TSM-MM-3597	9120-TSM-MM-3597	9120-TSM-MM-3597	9120-TSM-MM-3597	9120-TSM-MM-4018	9120-TSM-MM-4018
Tooling Plate	9120-TSM-TP-4055	9120-TSM-TP-4056	9120-TSM-TP-4057	9120-TSM-TP-4058	9120-TSM-TP-4059	9120-TSM-TP-4060
Sensor Module	9120-TSM-SM-4206	9120-TSM-SM-4206	9120-TSM-SM-4206	9120-TSM-SM-4206	9120-TSM-SM-4205	9120-TSM-SM-4205
Notes	See Note 1,4,11	See Note 1,4,11	See Note 1,4,11	See Note 1,4,11	See Note 1,4,12	See Note 1,4,12
Customer Drawing	9230-20-1892	9230-20-1893	9230-20-1894	9230-20-1895	9230-20-1896	9230-20-1897
						

Option #2: Locking Mounting Block						
QC Model and Module Flat	QC-20, A	QC-21, 21E, A	QC-21, 21E, B	QC-40, 40Q, A, B	QC-41, A	QC-71, A, B
Mounting Block w/Lock Cylinder	9120-TSM-MM-5499	9120-TSM-MM-5499	9120-TSM-MM-5499	9120-TSM-MM-5499	9120-TSM-MM-5499	9120-TSM-MM-5499
Mounting Block, no Cylinder	9120-TSM-MM-5496	9120-TSM-MM-5496	9120-TSM-MM-5496	9120-TSM-MM-5496	9120-TSM-MM-5496	9120-TSM-MM-5496
Tool Hanger Assembly	9120-TSM-TH-5891	9120-TSM-TH-5891	9120-TSM-TH-5923	9120-TSM-TH-5497	9120-TSM-TH-5497	9120-TSM-TH-5497
Notes	See Note 15,16	See Note 15,16	See Note 15,16	See Note 15,16	See Note 15,16	See Note 15,16
Tool Presence Sensor	8590-9909999-34	8590-9909999-34	8590-9909999-34	8590-9909999-34	8590-9909999-34	8590-9909999-34
Customer Drawing	9230-20-3132	9230-20-2939	9230-20-3133	9230-20-3178	9230-20-3134	9230-20-3179
						

Option #3: Vertical QC Orientation			
QC Model	QC-40, -41, -60, -71		QC-110, -150
Mounting Module	9120-TSM-MM-4068		9120-TSM-MM-4070
Tooling Plate	9120-TSM-TP-4069		9120-TSM-TP-4071
Sensor Module	9120-TSM-SM-4206		9120-TSM-SM-4205
Notes	See Note 1,4		See Note 1,4
Customer Drawing	9230-20-1919		9230-20-1920
			

Configurable Tool Stand Module System – Overview Drawing # 9230-20-1880						
Module Name	Post Module 48"	Post Module 72"	Horiz. Module 36"	Horiz. Module 18"	Horiz. Ext. 6"	Horiz. Ext. 10"
Part Number	9120-TSM-PM-3318	9120-TSM-PM-3322	9120-TSM-HM-3317	9120-TSM-HM-3323	9120-TSM-HE-3320	9120-TSM-HE-3321
Notes	See Note 2	See Note 2	See Note 2	See Note 2	See Note 2	See Note 2
Customer Drawing	9230-20-1898	9230-20-1899	9230-20-1900	9230-20-1901	9230-20-1902	9230-20-1903
						
Module Name	Adapter Module	Spring Plate	Receiver Block	Receiver Block	Dowel Plate	Dowel Plate
Part Number	9120-TSM-AM-4019	9120-TSM-SP-5093	9120-TSM-RB-3591	9120-TSM-RB-3595	9120-TSM-DP-4203	9120-TSM-DP-4204
Notes	See Note 3	See Note 10	See Note 5,7,13	See Note 6,7,14	See Note 9	See Note 9
Customer Drawing	9230-20-1904	9230-20-2514	9230-20-1906	9230-20-1907	9230-20-2039	9230-20-2039
						
Module/Part Name	Debris Shield Actuator	Debris Shield	Shield Arm	Sensor Module	Tooling Pins - 9230-20-2041	
Part Number	9120-TSM-DSA-4249	9120-TSM-DS-4250	3700-20-3376	9120-TSM-SM-4205/06	3700-20-3590 (M12 Thread)	
Notes	Shield System Requires: Actuator, Shield and Arm			See Note 4	3700-20-3594 (M10 Thread)	
Customer Drawing	9230-20-2102	9230-20-2102	9230-20-2102	9230-20-1905	3700-20-4016 (M10 Thread)	
						

- Notes:
1. Tooling Plate listed has blank customer interface. Custom bolt pattern is available upon request and will require new part number.
 2. May specify shorter rail lengths. Cut charge applies.
 3. Adapts MM-3597 or MM-4018 to vertical rail, and rail ends
 4. Barrel Prox. 8590-9909999-45 (M18x1.0 thread 3-wire DC PNP; 2-wire DC PNP/NPN) Sold Separately.
 5. Uses Pin 3700-20-3590, or 3700-20-4017.
 6. Uses Pin 3700-20-3594, or 3700-20-4016.
 7. Receiving Block mounts to rail; bolted or welded to any structure.
 8. Adapts Mounting Module to Large Tool Stand Post Weldment.
 9. Dowel Plate recommended for Rail-to-Rail Positional Repeatability.
 10. Attaches to Vertical Mounting Module 9120-TSM-MM-4068.
 11. V-Block Plate 3700-20-4096 included (2).
 12. V-Block Plate 3700-20-4097 included (2).
 13. Uses Back Plate 3700-20-4096 Sold Separately.
 14. Uses Back Plate 3700-20-4097 Sold Separately.
 15. Mounts to Horizontal Rail.
 16. Cylinder Position Sensor: 8590-9909999-75. Switch Track: 3690-0000054-30 also required.

Complete assembled custom configurations are available, contact ATI for more information.